


89 SUPER SUMMER SOCCER



CHICAGO
STING ™



MEDIA GUIDE

Chicago Sting Club Directory

333 N. Michigan Avenue
Suite 1525
Chicago, IL 60601
Telephone: 312/558-5425
Telex: 25-6100

Chairman	Lee B. Stern
Executive Vice President	Doug Verb
Vice President/Controllor	Alvin Goldberg
Head Coach/Team Manager	Willy Roy
Assistant Coach	Mike Grbic
Vice President/Sales	John McDonough
Director of Public Relations	Conrad "Connie" Kowal
Director of Marketing	Fred Cohen
Operations Manager	Pete Kozura
Director of Administration	Mary Zuehlke
Director of Community Relations	Gregg Koeller
Ticket Director	Patrick Lyons
Bookkeeper	Lo Juana Stephens
Assistant to Executive Vice President	Janet Schwartz
Public Relations Assistant	Susan Ocasek
Marketing Administration	Patti Kargakis
Account Executives	Chuck Johnsen, Gary Donar, Mari Ann Goldman, Jeanne Bavaro
Receptionist	Suzy LeClair
"Taste of Honey" Coordinator	Linda Norton
Summer Camps Coordinator	Frank Kracher
Trainer	Jerry Carter
Equipment Manager	Willy Steinmiller
Team Physician	Robert Rosenzweig, M.D.
Team Dentist	Robert Laff, D.D.S.
Team Photographer	Bill Smith
Team Statistician	Bob Rosenberg
TV Station	SportsVision
Radio Station	WIND (560 AM)
Broadcasters	Howard Balson, Kenny Stern
Hispanic Radio	WOJO (105.1 FM)
Public Address Announcer	Wayne Messmer
Media Consultants	J. Herman Sitrick Advertising Inc.
Video Productions	Telemation Productions, Inc.
Graphic Design	Taylor Associates
Stadium	Soldier Field
Playing Surface	Astroturf
Capacity	67,000
Dimensions	100 x 70
Team Colors	Black/Yellow
Division	Eastern

CHICAGO STING 1983 OUTDOOR MEDIA GUIDE

Sting Directory	inside front cover
Index	page 1
Administration	2-3
1983 NASL Alignment and Playoff Structure	4
1983 NASL Directory	5-6
Lee Stern	7
Doug Verb	7
Willy Roy	8
Mike Grbic	8
Sting Player Profiles	9-17
Sting All-Time Roster	18-19
Sting Year by Year Leaders	20
Sting NASL All-Stars	20
Sting Career Statistical Leaders	21
Sting All-Time Leading Scorers	22
Sting Draft Choices	22
1982 Sting Final Statistics	23
1983 Sting Outdoor Numerical and Alphabetical Roster	24-25
Sting Game by Game Results 1975-1982	26-30
Sting Regular Season and Playoff Individual and Team Records	31-35
Series Standings	36-39
1982 NASL Leading Scorers and Goalkeepers	39
1982 NASL Season Standings	40
1982 NASL Standing Points System	40
1982 NASL Playoff Results	40
NASL Tiebreaker Formula	41
NASL Condensed Rules	42-43
1983 NASL Schedule	44-46
Sting Travel Information	47
Sting Media Information	48
1983 Sting Schedule	inside back cover

ADMINISTRATION



Lee B. Stern
Chairman



Doug Verb
Executive
Vice President



Alvin Goldberg
Vice President/
Controller



Willy Roy
Head Coach/
Team Manager



Mike Grbic
Assistant Coach



John McDonough
Vice President/Sales



Connie Kowal
Director of
Public Relations



Fred Cohen
Director of Marketing



Pete Kozura
Operations Manager



Mary Zuehlke
Director of
Administration



Gregg Koeller
Director of
Community Relations



Pat Lyons
Ticket Director



Lo Juana Stephens
Bookkeeper



Janet Schwartz
Assistant to
Vice President

ADMINISTRATION (continued)



Susan Ocasek
Public Relations
Assistant



Patti Kargakis
Marketing
Administration



Chuck Johnsen
Account Executive



Gary Donar
Account Executive



Jeanne Bavaro
Account Executive




Suzy LeClair
Receptionist



Wayne Messmer
Public Address
Announcer



Linda Norton
"Taste of Honey"
Coordinator



Frank Kracher
Summer Camp
Coordinator



Jerry Carter
Trainer



Willy Steinmiller
Equipment Manager



Robert Rosenzweig
Team Physician



Howard Balson
Broadcaster



Kenny Stern
Broadcaster

1983 NASL Alignment

Eastern Division

Chicago Sting (Soldier Field)
Le Manic de Montreal (Olympic Stadium)
New York Cosmos (Giants Stadium)
Toronto Blizzard (Exhibition Stadium)

Southern Division

Ft. Lauderdale Strikers (Lockhart Stadium)
Tampa Bay Rowdies (Tampa Stadium)
Team America (R.F.K. Stadium, Washington, DC)
Tulsa Roughnecks (Skelly Stadium)

Western Division

Golden Bay Earthquakes (Spartan Stadium)
San Diego Sockers (San Digeo-Jack Murphy Stadium)
Seattle Sounders (Kingdome)
Vancouver Whitecaps (Empire Stadium/B.C. Place)

Playoff Structure

1983 Playoff Dates**

September 5-September 15	Quarter-Finals
September 16-26	Semi-Finals
October 1	Soccer Bowl-83, B.C. Place, Vancouver, British Columbia

**Best-of-three games series, except for Soccer Bowl

Eight teams, the three division winners and five wild-card teams from the remaining teams, will qualify for the playoffs. The division champions will retain the home-field advantage throughout the playoffs except when they play each other, in which case the team with the most points during the regular season will qualify. The teams will be seeded in the Quarter-Finals in the following manner:

First Round Rankings

Quarter-Final Pairings:

- | | |
|---|---------|
| 1. Division champion with the most points | 1 vs. 8 |
| 2. Division champion with the 2nd most points | 2 vs. 7 |
| 3. Division champion with the least points | 3 vs. 6 |
| 4. Wild-card team with the most points | 4 vs. 5 |
| 5. Wild-card team with the 2nd most points | |
| 6. Wild-card team with the 3rd most points | |
| 7. Wild-card team with the 4th most points | |
| 8. Wild-card team with the 5th most points | |
-

In the Semi-Finals, the four remaining teams will be ranked one through four in order of points earned during the regular season, with the exception that the division champions will be seeded above any wild-card team. No. 1 will play No. 4 and No. 2 will play No. 3.

In the Quarter-Finals and Semi-Finals, all best-of-three series, the team with the higher ranking will have the first and third games at its home stadium.

Soccer Bowl-83, which will be played at B.C. Place in Vancouver on October 1, is a one-game championship.

1983 NORTH AMERICAN SOCCER LEAGUE OUTDOOR DIRECTORY

NASL OFFICE

1133 Avenue of the Americas
Suite 3500
New York, NY 10036
212/575-0066
Vince Casey

CHICAGO STING

333 N. Michigan Avenue
Suite 1525
Chicago, IL 60601
312/558-5425
Conrad "Connie" Kowal
Soldier Field (67,000)
Press Box: 312/427-6727, 6728



FORT LAUDERDALE STRIKERS

1350 N.E. 56th Street
Ft. Lauderdale, FL 33334
305/491-5140
Chip Namias
Lockhart Stadium (19,020)
Press Box: 305/771-4510



GOLDEN BAY EARTHQUAKES

800 Charcot Avenue
Suite 100
San Jose, CA 95131
408/946-5020
Kevin Diamond
Spartan Stadium (21,406)
Press Box:



LE MANIC DE MONTREAL

1259 rue Berri
Suite 400
Montreal, Quebec H2L 4C7
514/282-1300
Jean-Pierre Toupin
Stade Olympique (58,693)
Press Box: 514/253-7800, 0590



NEW YORK COSMOS

44 East 50th Street
New York, NY 10022
212/308-1410
Mark Brickley
Giants Stadium/Meadowlands (76,891)
Press Box: 201/933-2020



SAN DIEGO SOCKERS

San Diego Stadium
9449 Friars Road
San Diego, CA 92108
619/280-4625
Dick Christman
San Diego/Jack Murphy Stadium (22,222)
Press Box:



SEATTLE SOUNDERS

419 Occidental Avenue South
Seattle, WA 98104
206/628-3551
Sherri Keehn
Kingdome (27,394)
Press Box: 206/628-3547, 3548



TAMPA BAY ROWDIES

2222 North Westshore Blvd.
Tampa, FL 33607
813/877-7800
Marcia Shallert Austin
Tampa Stadium (71,600)
Press Box: 813/872-6999



TEAM AMERICA

908 Seventeenth Street NW
Washington, D.C. 20006
202/872-8326
Jim Henderson
RFK Memorial Stadium (55,000)
Press Box: 202/457-0885, 0921
202/546-7393, 7394



TORONTO BLIZZARD

Exhibition Stadium
Exhibition Place
Toronto, Ontario M6K 3C3
416/977-4625
Pat Surplis
Exhibition Stadium (54,369)
Press Box: 416/595-9855, 9862



TULSA ROUGHNECKS

P.O. Box 35190
6243 East 61st Street
Tulsa, OK 74135
918/494-4625
Karen Clark
Skelly Stadium (41,000)
Press Box: 918/582-1205, 1912, 1915, 1918



VANCOUVER WHITECAPS

44 West Pender Street
Vancouver, B.C. V6B 1R3
604/685-8411
Jack Leonard
Empire Stadium (32,250) — BC Place (60,000)
Press Box: 604/255-1851, 0121, 0102



LEE B. STERN

Chairman



Lee Stern is the man responsible for bringing professional soccer to Chicago. In 1975 he founded the Chicago Sting, and in this, his 9th season as owner, he has built a strong franchise off the field, and a winning team on the field.

After some lean years in the early stages of the franchise, the Sting progressively added key players to its lineup. Stern also added Willy Roy in 1979 as his head coach and the Sting have been winning ever since. And in turn, Sting attendance has been on the upswing as well.

The key year for Lee Stern and his Sting was in 1981 when the Sting averaged close to 13,000 fans per game, and over 25,000 fans during the NASL playoffs. That season Lee Stern reached his dream: the 1981 NASL Championship in Soccer Bowl '81 when the Sting defeated the New York Cosmos 1-0 in a dramatic shootout.

As owner of the Sting Lee Stern is defined as an active owner. He can always be found at Sting games talking with the fans, and spreading the word of Sting soccer. Whether it be at a game or at the many civic functions he attends, Lee Stern extends his hand to the fans and the citizens of Chicago to promote soccer.

Besides his involvement with the Sting, Stern is the President of Lee B. Stern and Company, LTD. a member firm of the Chicago Board of Trade, and the Chicago Mercantile Exchange. Lee's determination and success in life can be traced to his success in the commodities business, as he started as a floor runner and now heads one of the most successful commodities groups in Chicago.

Active in two business worlds, label Lee Stern a winner. A proud owner who has built the Sting into a respected professional soccer organization. A family man, Lee and his wife Norma reside in Chicago. They have three sons (Danny, Jeff, and Kenny), a daughter (January Young), and three grandchildren.

DOUG VERB

Executive Vice President



Doug Verb was named Executive Vice President of the Sting in September 1982. Verb joined the Sting from the Major Indoor Soccer League office where he had been the Director of Press and Public Relations since the MISL originated in 1978. A Temple University graduate, Verb became Assistant Athletic Director and SID for Drexel University then moved to the NASL in 1976 where he was PR Director for the Philadelphia Atoms.

From 1977 through 1978 Verb worked as sportswriter, editor, and columnist for the *Philadelphia Daily News*, the *Philadelphia Inquirer*, and the *Trenton Times*. Since he joined the MISL in 1978, Verb has been an innovator in the areas of marketing and public relations. He initiated national licensing and novelty programs for MISL Associates. He was also responsible for making the MISL's original contact with national wire service and publications, as well as the television network's news and sports departments. Very active in operations and special events such as the MISL's All-Star Game and the MISL Championship Series. A creative innovator, Verb's varied talents will break new ground in his first Chicago Sting outdoor season.

WILLY ROY

Head Coach/ Team Manager



After a distinguished career as a player in the NASL, an injury ended the playing days of Willy Roy in 1976. However, as a player, he had many honors for his goal scoring heroics, including "Rookie of the Year" in 1967 with Chicago. He also was named to the league's all-star team. Willy also has played with the United States National Team numerous times.

As a coach, Willy has been extremely effective in finding talent, and having that talent produce for him. He has 89 career regular season victories and 10 playoff wins to his credit in his tenure guiding the Sting. In Willy's first full year as coach in 1979 he led the squad to a 16-14 record and a playoff berth. In 1980 the Sting came up with an excellent 21-11 record, a Central Division title, and another playoff berth.

In 1981 everything came together for the Sting. Willy's troops compiled a 23-9 record, best in the NASL, another Central Division title, and a berth in the playoffs. The playoffs proved to be exciting and dramatic for the Sting as Willy's strategy was perfect in playoff wins over Seattle, Montreal, San Diego, and the Soccer Bowl '81 title game, when the Sting defeated the New York Cosmos, 1-0, in a shootout for the NASL Championship. For his efforts and results, Willy Roy was named the "Coach of the Year" in the NASL in 1981.

Last season was a disappointment for Willy and the Sting when the Sting posted a 13-19 slate (the first losing season for Coach Roy), but the team did win the prestigious Trans Atlantic Challenge Cup.

Willy, his wife Karin, and sons Willy Jr., Karsten, and Markus live in west suburban Bensenville.

MIKE GRBIC

Assistant Coach



Mike joined the Sting prior to the 1980 season and has been a vital part of the Sting as an assistant coach to Willy Roy. Mike is an excellent teacher of the game, and helps the entire squad with his knowledge and tips in how to improve skills and technique.

Mike is a native of Yugoslavia, and had a distinguished career as a player having played and captained the First Division Club Radnicki-Nis for 12 years. Upon coming to the United States, Mike played with Chicago and Kansas City in the NASL, where he was a teammate with Willy Roy. Mike also coached the Chicago Cats of the American Soccer League.

Mike has been a big part of the Sting success and their two outdoor divisional crowns, and the two indoor divisional titles, as well as the 1981 Soccer Bowl title. He and Willy Roy combine to make up one of the best soccer coaching staffs in the NASL.

Mike and his wife Lillian reside in Darien, and has two children, daughter Sue, and son Srjdan (who will be attending the University of Connecticut on a soccer scholarship this fall).

VICTOR NOGUEIRA

#1

Goalkeeper


6'1" 180 lbs.

Born:

July 17, 1959

Citizenship:

Portugal



..... 1st outdoor season with the Sting..... acquired from Montreal as free agent on 12/13/82..... 4 year veteran of NASL at the tender age of 23..... #2 goalkeeper in NASL last season with 1.25 G.A.A..... averages one shutout every four games played..... began pro career at age 16 in South Africa..... mature player who rarely gets rattled in the nets..... was #2 goalkeeper in first NASL season (1979) at age 19 with Atlanta with 1.26 G.A.A..... excellent indoor keeper with 6th best G.A.A. in league last year with Sting..... married, wife Pam..... resides in north suburban Buffalo Grove.....

Year	Team	GP	MIN	SHS	SVS	GLS	PK/ SO/		SH	GAA
							PKA	SOA		
1982	Montreal	19	1654	205	66	23	1/1	7/21	5	1.25
1981	Atlanta				injured, did not play					
1980	Atlanta	5	450	78	21	9	1/1	0/0	0	1.80
1979	Atlanta	16	1432	273	82	20	1/1	6/9	5	1.26
TOTALS		40	3536	556	169	52	3/3	13/30	10	1.33

NO PLAYOFF STATISTICS

HANS WEINER

#2

Defender

6'2" 175 lbs.

Born:

November 29, 1951

Citizenship:

West Germany



..... one of the top sweepers around who can be called on to play mid-field as well..... acquired by Sting in middle of '82 season from famed Bayern Munich club of German Bundesliga First Division where he played 3½ years..... played numerous times for German National Team..... has great field vision, and is deceptively fast afoot..... in first NASL shootout situation he scored the winning goal to beat Tampa Bay, 2-1, on 7/7/82..... possesses strong, accurate shot with either foot..... international experience should help club in his first full season with Sting..... married, wife Marita and daughter Nina live in Chicago.....

Year	Team	GP	MIN	SHS	G	A	TP
1982	Chicago	19	1629	22	2	1	5
TOTALS		19	1629	22	2	1	5

NO PLAYOFF STATISTICS

PETER GRUBER

#4

Defender


5'9" 161 lbs.

Born:

September 7, 1952

Citizenship:

West Germany



..... a world class player, Gruber was acquired by the Sting after being placed on waivers by the Tampa Bay Rowdies on April 27, 1983. played for the famed Bayern Munich 1st Division club of German Bundesliga for 7 years. signed with Dallas Tornado and played with that club in '80 & '81 before being traded to Tampa Bay in 1982. has excellent technical skills and is exceptionally fast for a defender. patrols the defensive end of the field with authority as he is also an aggressive and physical player.

Year	Team	GP	MIN	SHS	G	A	TP
1982	Tampa Bay	20	1600	4	0	0	0
1981	Dallas	30	2234	22	2	2	6
1980	Dallas	29	2598	8	2	2	6
TOTALS		79	6432	34	4	4	12

NO PLAYOFF STATISTICS

YOUNG JEUNG CHO

#5

Defender

5'10" 170 lbs.

Born:

August 18, 1954

Citizenship:

South Korea



..... one of the top stoppers in the NASL. 1st Team NASL All-Star Defender with Portland in '82. picked up by Sting in NASL dispersal draft prior to '82 indoor season. usually assigned to opponent's top offensive threat. has played for South Korean National Team since '74, captained the team in 1980, and was named to the "Best 11" Korean Team in '75, '77, '78, '79. strong, stocky player who can run his man off the ball with his superb body strength. lives in suburban Des Plaines with wife Chung Soo, and his two daughters.

Year	Team	GP	MIN	SHS	G	A	TP
1982	Portland	25	2240	9	1	2	4
1981	Portland	28	2466	9	2	3	7
TOTALS		53	4706	18	3	5	11

PLAYOFF STATISTICS

1981	Portland	3	253	3	0	0	0
TOTALS		3	253	3	0	0	0

SENINHO

(Arsenio Rodrigues Jardim)

#7

Forward


5'9½" 154 lbs.

Born:

July 1, 1949

Citizenship:

Portugal



.....signed with Sting on May 3, 1983 as a free agent.....played with the New York Cosmos for five seasons ('78-'82) and was a member of three of their NASL Championship squads ('78, '80, '82)..... an international standout with Portuguese First Division clubs..... played for the Portuguese National Team 12 times..... a natural right winger..... has lightning quick speed which sets up scoring situations with his long runs down the field..... coming off a 1982 season where he was injured and only played in one game..... a clutch performer in key games..... is particularly effective on shootout attempts where he is 8 of 11 lifetime..... served as a medic during the Angolan Civil War in his native land..... married, wife Antonia.....

Year	Team	GP	MIN	SHS	G	A	TP
1982	New York	1	8	0	0	0	0
1981	New York	19	1217	22	6	5	17
1980	New York	14	476	10	2	2	6
1979	New York	19	1281	22	3	8	14
1978	New York	5	193	7	0	0	0
TOTALS		58	3175	61	11	15	37

PLAYOFF STATISTICS

1981	New York	6	570	11	0	4	4
1980	New York	4	125	2	0	0	0
1979	New York	5	269	4	1	2	4
1978	New York	2	21	2	1	0	2
TOTALS		17	985	19	2	6	10

CHARLIE FAJKUS

#9

Midfielder

5'10" 158 lbs.

Born:

March 4, 1957

Citizenship:

United States



.....considered one of the top American born players in the NASL..... native Chicagoan, starred as All-Stater at Wheaton Central HS, and as an All-American at Indiana University..... 3rd round draft choice of Sting in '79..... NASL's American Conference "Rookie of the Year" in '79..... had best season with Sting in 1981 with 7 goals and 6 assists in helping Sting win the Soccer Bowl title..... has played with United States National Team..... holds Sting record for scoring two goals in 1:17 vs. Dallas on 7/8/81..... outstanding indoor player..... avid golfer..... married, wife Debbie..... lives in Roselle.....

Year	Team	GP	MIN	SHS	G	A	TP
1982	Chicago	25	1904	18	1	5	7
1981	Chicago	26	1995	24	7	6	20
1980	Chicago	31	2538	58	5	6	16
1979	Chicago	19	1097	31	2	5	9
TOTALS		101	7534	131	15	22	52

PLAYOFF STATISTICS

1981	Chicago	10	797	10	1	2	4
1980	Chicago	3	45	2	0	0	0
1979	Chicago	3	43	4	0	0	0
TOTALS		16	885	16	1	2	4

PATO MARGETIC

#10

Forward

5'11" 154 lbs.

Born:

May 17, 1960

Citizenship:

Argentina



..... perhaps the most exciting and charismatic player in the NASL today..... known for his fancy dribbling, quick bursts of speed, and uncanny ability to spot open teammates for easy shots..... picked up by Sting from Detroit prior to '81 outdoor season..... has missed many games the past two years with injuries, yet was 2nd Team NASL All-Star in '82, and Honorable Mention All-Star in '81..... trademark is his shoulder length blonde hair..... one of the most popular players with Sting fans, often leading cheers after Sting goals..... MVP of club during indoor season as well as MISL All-Star..... signed long term contract with Sting in March..... married, wife Carol..... resides in Schaumburg.....

Year	Team	GP	MIN	SHS	G	A	TP
1982	Chicago	23	1765	28	4	9	17
1981	Chicago	23	2010	49	8	17	33
1980	Detroit	32	2520	77	11	11	33
TOTALS		78	6295	154	23	37	83

PLAYOFF STATISTICS

1981	Chicago	6	516	13	1	2	4
TOTALS		6	516	13	1	2	4

MARK SIMANTON

#11

Midfielder

5'11" 158 lbs.

Born:

December 8, 1958

Citizenship:

United States



..... another top American born player on the Sting roster..... one of the most aggressive and tenacious players on the club who never gives up..... a Chicago native who was All- State at New Trier HS, led team to Illinois state title..... team captain and MVP at Indiana University where he was a teammate of Charlie Fajkus..... Sting's 2nd round draft pick in '80..... has played in 50 NASL games over the past two years, and earned a starting job with Sting last season..... one of the most improved players on club..... only career goal as a pro was a game winner..... excellent golfer and tennis player..... lives in Northfield with wife Cindy and daughter Jennifer.....

Year	Team	GP	MIN	SHS	G	A	TP
1982	Chicago	29	2232	11	0	3	3
1981	Chicago	21	993	15	1	4	6
1980	Chicago	7	166	0	0	0	0
TOTALS		57	3391	26	1	7	9

PLAYOFF STATISTICS

1981	Chicago	2	95	1	0	0	0
1980	Chicago	1	11	0	0	0	0
TOTALS		3	106	1	0	0	0

KARL-HEINZ GRANITZA

#12

Forward

6'0" 182 lbs.

Born:

November 1, 1951

Citizenship:

West Germany



.....Sting offensive machine who holds virtually every Sting offensive record.....in his 6th season with Sting, considered one of the top players in NASL history.....2nd All-Time NASL scoring leader behind Cosmos' Giorgio Chinaglia with 265 career points.....needs only 3 goals to reach 100 career goals in NASL.....known for his amazing goals off of direct free kicks.....has tremendous ability to control the ball in a crowd.....is potent inside the goal area, yet can blast in goals from 35 yards out.....team player who is 4th on NASL All-Time Assist list with 71.....has finished 2nd in NASL scoring the past three years.....2nd Team NASL All-Star the past 4 seasons.....makes Chicago his home with wife Roswitha and their three children.....

Year	Team	GP	MIN	SHS	G	A	TP
1982	Chicago	32	2836	127	20	9	49
1981	Chicago	31	2833	137	19	17	55
1980	Chicago	31	2783	190	19	26	64
1979	Chicago	30	2772	212	20	10	50
1978	Chicago	22	2024	142	19	9	47
TOTALS		146	13248	808	97	71	265

PLAYOFF STATISTICS

1981	Chicago	10	930	59	7	5	19
1980	Chicago	3	210	13	1	2	4
1979	Chicago	4	360	22	1	0	2
1978	Chicago	1	90	9	1	0	2
TOTALS		18	1590	103	10	7	27

INGO PETER

#14

Midfielder


6'3" 187 lbs.

Born:

October 23, 1951

Citizenship:

West Germany



.....has one of the hardest shots in all of soccer.....once bombed in a 45 yarder vs. Montreal in '81 playoffs.....intelligent, experienced player who steadies the club in midfield.....ten year veteran of German 1st and 2nd Divisions.....joined Sting during '80 season.....team co-captain on Sting 1981 Championship squad.....coming off sub-par year in '82 as he did not tally a goal.....has ability to find the open man, and create space on offense.....one of the bigger players in the NASL who is not afraid to use his size to win the ball on ground or in the air.....single.....lives in Glenview.....

Year	Team	GP	MIN	SHS	G	A	TP
1982	Chicago	30	2404	56	0	10	10
1981	Chicago	26	2287	68	8	8	24
1980	Chicago	22	1354	87	7	4	18
TOTALS		78	6045	211	15	22	52

PLAYOFF STATISTICS

1981	Chicago	10	910	37	2	4	8
1980	Chicago	3	165	12	2	0	4
TOTALS		13	1075	49	4	4	12

DIEGO CASTRO

#16

Forward


5'9" 152 lbs.

Born:

October 10, 1961

Citizenship:

Chile



.....signed with the Sting prior to '82-'83 indoor season as a free agent..... a talented young player who possesses great ball control and dribbling skills..... a top youth player in his native country of Chile, played on a 1st Division club as well..... played in semi-pro leagues in Southern California while attending USC..... with experience, can be an outstanding outdoor player as a winger..... has tremendous speed..... married, wife Barbara, and they live in Northbrook.....

NO OUTDOOR STATISTICS

RICARDO ALONSO

#18

Forward


6'3" 200 lbs.

Born:

March 21, 1957

Citizenship:

Argentina



..... NASL's leading goal scorer last season with 21 goals while playing for Jacksonville..... picked up by Sting in 1982 NASL dispersal draft..... 1st Team NASL All-Star forward in 1982..... one of the biggest players in the league..... is a pure goal scorer..... deadly in the air with head balls, rocket shot from the field..... played 1st Division in Argentina..... was a member of the Minnesota Kicks from '79-'81 and led team in scoring with 17 goals and 5 assists in 1980..... combined with Granitza and Margetic, gives the Sting one of the most explosive offensive attacks in the NASL..... lives in suburban Buffalo Grove with wife Miriam, and their two children.....

Year	Team	GP	MIN	SHS	G	A	TP
1982	Jacksonville	30	2510	114	21	4	46
1981	Minnesota	22	1166	45	6	4	16
1980	Minnesota	25	1610	72	17	5	39
1979	Minnesota	12	604	30	2	2	6
TOTALS		89	5890	261	46	15	107

PLAYOFF STATISTICS

1980	Minnesota	2	180	4	0	0	0
TOTALS		2	180	4	0	0	0

JOHN TYMA

#19

Forward


6'0" 172 lbs.

Born:

October 13, 1958

Citizenship:

United States



..... this is his 4th outdoor season with the Sting. a 4th round draft pick by the Sting in 1980 out of Cleveland State University where he was named to the All-Ohio and All-Midwest all- star teams. has seen limited duty as a starter for the Sting, but frequently comes off the bench to spark the team. in Sting 1981 Championship season, he scored 4 goals, which either tied or won the game in the final minutes, earning him the nickname "super sub". excellent at scoring on head balls, and is quite effective at winning balls in the air. traded to Tulsa at start of '82 season, yet returned to the Sting mid-season of '82 in a separate deal with Tulsa which also brought Tim Twellman to Sting. finishing up his business degree at DePaul University. single. lives in Glenview.

Year	Team	GP	MIN	SHS	G	A	TP
1982	Chicago	1	30	0	0	0	0
1982	Tulsa	5	243	3	0	0	0
1981	Chicago	9	415	14	3	1	7
1980	Chicago	5	121	6	1	0	2
TOTALS		20	809	23	4	1	9

PLAYOFF STATISTICS

1981	Chicago	6	226	8	1	0	2
1980	Chicago	1	10	0	0	1	1
TOTALS		7	236	8	1	1	3

TIM TWELLMAN

#21

Defender


5'11" 175 lbs.

Born:

May 1, 1956

Citizenship:

United States



..... came to Sting mid-season of '82 with John Tyma from Tulsa in trade for Tasso Koutsoukos. is entering his 7th year in the NASL. drafted out of Southern Illinois University-Edwardsville in '77 by Minnesota Kicks where he played from '77- '81. aggressive defender who has the ability to come up and support on the offensive attack as he accounted for 8 assists last season. comes from famous Twellman soccer family in St. Louis. younger brother Mike, also on Sting roster, older brother Steve played in NASL with Atlanta and Boston '72-'74, other brother Tom operates indoor facilities in St. Louis. should bolster Sting back line in first full season with the club. lives in Northbrook with wife Moochie and sons Taylor and James.

Year	Team	GP	MIN	SHS	G	A	TP
1982	Chicago	9	718	1	0	0	0
1982	Tulsa	21	1952	12	0	8	8
1981	Minnesota	31	2764	21	2	4	8
1980	Minnesota	31	2837	31	1	6	8
1979	Minnesota	14	982	8	1	1	3
1978	Minnesota	25	1547	17	1	3	5
1977	Minnesota	7	508	6	0	0	0
TOTALS		138	11308	96	5	22	32

PLAYOFF STATISTICS

1981	Minnesota	4	360	2	0	0	0
1980	Minnesota	2	180	5	0	0	0
1979	Minnesota	2	147	1	0	0	0
1978	Minnesota	2	180	1	0	0	0
1977	Minnesota	0	0	0	0	0	0
TOTALS		10	867	9	0	0	0

DIETER FERNER

#22

Goalkeeper


6'0" 160 lbs.

Born:

January 16, 1949

Citizenship:

West Germany



.....experienced goalkeeper who was instrumental in the Sting Soccer Bowl Championship in 1981.....joined the Sting mid-way through the '81 season.....is adept in the shootout situation as he is 5-2 career-wise.....played in West Germany with various 2nd Division clubs.....was a member of the German National Team in '76 and '77.....an extremely quick goalkeeper, who is sound fundamentally to handle all possible shots and crosses that he faces.....is a crowd favorite in Chicago, acknowledging chants of "Dieter, Dieter"..... seems to come up with his best performances in the pressure games..... resides in downtown Chicago.....

Year	Team	GP	MIN	SHS	SVS	GLS	PK/ SO/		SH	GAA
							PKA	SOA		
1982	Chicago	28	2579	487	165	58	3/4	5/15	1	2.02
1981	Chicago	13	1175	207	58	21	1/1	2/11	2	1.61
TOTALS		41	3754	694	223	79	4/5	7/26	3	1.89

PLAYOFF STATISTICS

1981	Chicago	10	919	146	54	15	1/1	3/11	2	1.47
TOTALS		10	919	146	54	15	1/1	3/11	2	1.47

BRET HALL

#23

Defender


5'7" 148 lbs.

Born:

November 16, 1956

Citizenship:

United States



.....entering his 5th season with the Sting.....an outstanding defender who is particularly effective in one on one situations.....small in stature but plays with a big heart, and plenty of hustle.....graduate of Wheaton College where he was his team's MVP for 3 years.....extremely active with religious youth groups, and Fellowship of Christian Athletes.....originally drafted by Portland in 1979, then picked up by Sting as free agent.....nicknamed the "Toy Bulldog" for his intense, tenacious style of play.....named to MISL All-Star Team last season for his tremendous indoor soccer abilities.....usually comes off the bench late in the game and ignites the team, but is also effective as a starter.....single.....makes his home in Wheaton.....

Year	Team	GP	MIN	SHS	G	A	TP
1982	Chicago	12	625	5	0	0	0
1981	Chicago	24	1245	16	1	3	5
1980	Chicago	24	1731	16	0	5	5
1979	Chicago	6	94	1	0	0	0
TOTALS		66	3695	38	1	8	10

PLAYOFF STATISTICS

1981	Chicago	8	194	1	0	0	0
TOTALS		8	194	1	0	0	0

MIKE TWELLMAN

#24

Defender


5'9" 155 lbs.

Born:

December 18, 1960

Citizenship:

United States



.....4th round draft pick of Sting in 1982, and saw considerable amount of action in recent indoor season.....a four year starter at Southern Illinois University-Edwardsville who played on SIU-E's NCAA championship squad in '79.....a clever defender who is tough enough to be a physical player, and also can show plenty of finesse.....gives his brother and Sting teammate, Tim, praise for helping him in the transition from college soccer to the pros.....should see a great deal of action this year.....recently, married, Mike and his wife Theresa live in north suburban Wheeling.....

NO OUTDOOR STATISTICS

DON DROEGE

#26

Defender

6'1" 190 lbs.

Born:

January 21, 1956

Citizenship:

United States



.....signed with Sting in March of '83 as a free agent.....has played in the NASL for seven seasons, with the Rochester Lancers ('77 & '78), Washington Diplomats ('79 & '80), Atlanta Chiefs ('81), Tulsa Roughnecks ('82), and the Tampa Bay Rowdies ('82).....outstanding defender who likes a physical style of play to use his size as an advantage against smaller opponents.....one of the top players to come out of St. Louis University where he was an All-American and led the Billikens to the NCAA Championship in 1973.....past member of United States National Team.....single.....resides in Highland Park.

Year	Team	GP	MIN	SHS	G	A	TP
1982	Tampa Bay	7	552	1	1	1	3
1982	Tulsa	18	1672	25	2	2	6
1981	Atlanta	31	2840	27	2	3	7
1980	Washington	26	2308	21	0	2	2
1979	Washington	22	1912	12	2	1	5
1978	Rochester	24	2160	11	0	1	1
1977	Rochester	20	1613	15	1	1	3
TOTALS		148	13057	112	8	11	27

PLAYOFF STATISTICS

1981	Atlanta	2	180	3	0	1	1
1980	Washington	3	220	7	0	1	1
1979	Washington	2	202	6	0	0	0
1978	Rochester	5	480	8	0	0	0
TOTALS		12	1082	24	0	2	2

STING ALL-TIME OUTDOOR ROSTER

NAME	YEARS PLAYED	GAMES PLAYED	PLAYOFF GAMES
Advocaat, Dick	1978-80	79	7
Allen, Russel	1975	16	0
Alon, Benny	1975-77	48	0
Andrus, Gene	1975	1	0
Antoine, Eddy	1978	6	0
Ariri, Obed	1980	4	0
Baiger, Conrad	1977	1	0
Belfiore, Ivan	1982	22	0
Blankenburg, Horst	1978-80	38	5
Brown, Jim	1982	4	0
Cawston, Mervyn	1975-78	90	2
Christensen, Mark	1982	9	0
Chursky, Tony	1979	14	4
Cliff, Eddie	1975-76	16	0
Coffee, Paul	1979-81	31	1
Davies, Geoff	1976	5	1
Drozd, Bill	1978	4	0
Duda, Richie	1978	1	0
Fajkus, Charlie	1979-82	101	16
Ferner, Dieter	1981-82	41	10
Flascher, Dave	1977-78	9	0
Gadea, Roberto	1978	4	0
Gadocha, Robert	1978	12	0
Geimer, Gene	1976-77	22	0
Getzinger, Rudy	1975-76	19	0
Glenn, Rudy	1980-82	83	12
Granitza, Karl-Heinz	1978-82	146	18
Green, Richard	1975-76	13	0
Griffiths, Clive	1975-79	106	3
Hahn, Paul	1981-82	44	10
Hall, Bret	1979-82	66	8
Hargraves, Gary	1975	1	0
Hasanbegovic, Jado	1978-79	24	1
Henriksen, Hans	1982	8	0
Hill, Gordon	1975, 1982	47	0
Huson, Dave	1981	31	10
Ingram, Gerry	1978-79	19	1
James, John	1979	9	0
Jean-Joseph, Ernst	1978	9	0
Jennings, Bill	1977	19	0
Johnson, Rodney	1975	1	0
Keller, Rudy	1975	1	0
Kellet, Richard	1978	3	0
Kelly, Jim	1976-78	58	1
Koutsoukos, Tasso	1979-82	42	4
Kowalik, John	1976-77	20	1
Kristensen, Jorgen	1978-80	64	3
Lampzey, George	1976-77	15	1
Lemon, Jim	1975-77*	27	0
Long, Steve	1979-81	49	3
Lowey, John	1976-77	22	1
Mahoney, Mike	1979	3	0
Mameledzija, Enes	1978	6	0

Margetic, Pato	1981-82	46	6
Martini, Luigi	1979	7	4
Mathieu, Frantz	1980-82	62	13
May, Eddie	1975	18	0
Mayer, Rudi	1976	7	0
McCalliog, Jim	1977	19	0
McCrudden, Dan	1978	13	0
McKenzie, Duncan	1982	21	0
McLocklan, Colin	1978	7	0
Meskovic, Goran	1978	8	0
Miljkovic, Ivan	1980-81	35	6
Moore, Ian	1975	14	0
Moore, Ron	1977	22	0
Morgan, Willie	1977	20	0
Moripe, Lucas	1979	1	0
Mosnia, Chezo	1975	1	0
Nevers, Tom	1978	3	0
Notaro, Pete	1979	0	0
Obresky, Wally	1975	2	0
Parkes, Phil	1980-81	40	3
Peplow, Steve	1976	20	0
Pereira, Miguel	1978	2	0
Peter, Ingo	1980-82	78	13
Pringle, Paul	1977	13	0
Ralbovsky, Steve	1976	1	0
Ranogajec, Bob	1976	1	0
Redmond, Tom	1976-77	9	0
Rensing, Gary	1978	16	0
Ressel, Peter	1979-80	59	7
Roberts, Dave	1979	13	0
Robertson, Lammie	1976	14	0
Roy, Willy	1975	14	0
Ryan, Greg	1980-82	44	10
Rys, Miro	1976-77	19	1
Simanton, Mark	1980-82	57	3
Sjoberg, Thomas	1979	17	4
Skala, Lothar	1979	9	0
Skotarek, Alex	1975-77	46	1
Spalding, Derek	1978-82	119	18
Steffenhagen, Arno	1978-82	97	14
Steurer, Brad	1975	1	1
Stone, Ian	1975	1	1
Strenicier, Gene	1978-79	38	5
Szefer, Stefan	1975-79*	62	2
Twellman, Tim	1982	9	0
Tyma, John	1980-82	15	7
Tynan, Bob	1977	15	0
Van Hanegem, Wim	1979	27	3
Waldron, Alan	1976	20	1
Wark, Doug	1978	1	0
Webb, John	1975-77	54	1
Weiner, Hans	1982	19	0
Wilson, Bruce	1978-79	60	5
Winter, Mike	1975	6	0

* Skipped year of play. Szefer out in 1976.

YEAR-BY-YEAR LEADERS

STING SCORING LEADERS

		GAMES	GOALS	ASSISTS	POINTS
1982	Karl-Heinz Granitza	32	20	9	49
1981	Karl-Heinz Granitza	31	19	17	55
1980	Karl-Heinz Granitza	31	19	26	64
1979	Karl-Heinz Granitza	30	20	10	50
1978	Karl-Heinz Granitza	22	19	9	47
1977	Ron Moore	22	8	2	18
1976	John Kowalik	14	9	3	21
1975	Gordon Hill	21	16	7	39

STING LEADING GOALKEEPERS

		MINS.	SAVES	GOALS	SHUT OUTS	GAA
1982	Dieter Ferner	2579:06	165	58	1	2.02
1981	Dieter Ferner	1175:07	58	21	2	1.61
1980	Phil Parkes	2784:00	181	43	6	1.39
1979	Tony Chursky	1039:03	188	22	3	1.90
1978	Mervyn Cawston	2105:42	160	46	2	1.97
1977	Mervyn Cawston	2362:09	178	39	3	1.49
1976	Mervyn Cawston	2173:34	165	29	6	1.20
1975	Mervyn Cawston	1586:00	96	13	4	1.36

STING ON NASL ALL-STAR TEAMS

1982	Arno Steffenhagen	Midfielder 1st Team
	Pato Margetic	Forward 2nd Team
	Karl-Heinz Granitza	Forward 2nd Team
1981	Frantz Mathieu	Defender 1st Team
	Arno Steffenhagen	Midfielder 1st Team
	Karl-Heinz Granitza	Forward 2nd Team
	Pato Margetic	Forward Hon. Mention
	David Huson	Defender Hon. Mention
1980	Phil Parkes	Goalkeeper 1st Team
	Karl-Heinz Granitza	Forward 2nd Team
	Arno Steffenhagen	Midfielder 2nd Team
	Frantz Mathieu	Defender Hon. Mention
1979	Bruce Wilson	Defender 1st Team
	Karl-Heinz Granitza	Forward 2nd Team
	Jorgen Kristensen	Forward Hon. Mention
1978	Bruce Wilson	Defender 2nd Team
	Karl-Heinz Granitza	Forward Hon. Mention
	Jorgen Kristensen	Forward Hon. Mention
1977	Bruce Wilson	Defender 1st Team
	Willy Morgan	Forward Hon. Mention
1976	Bruce Wilson	Defender Hon. Mention
1975	Gordon Hill	Forward 1st Team

CAREER STATISTICAL LEADERS

Games Played

146	Karl-Heinz Granitza	1978-82
119	Derek Spalding	1978-82
106	Clive Griffiths	1975-79
101	Charlie Fajkus	1979-82
97	Arno Steffenhagen	1978-82
90	Mervyn Cawston	1975-78
83	Rudy Glenn	1980-82
79	Dick Advocaat	1978-80
78	Ingo Peter	1980-82
66	Bret Hall	1979-82

Goals

97	Karl-Heinz Granitza	1978-82
58	Arno Steffenhagen	1978-82
25	Gordon Hill	1975,82
18	Peter Ressel	1979-80
15	Derek Spalding	1979-82
15	Ingo Peter	1980-82
15	Charlie Fajkus	1979-82

Assists

71	Karl-Heinz Granitza	1978-82
42	Jorgen Kristensen	1978-80
34	Arno Steffenhagen	1978-82
34	Peter Ressel	1979-80
26	Pato Margetic	1981-82
22	Charlie Fajkus	1979-82
22	Ingo Peter	1980-82
17	Gordon Hill	1975,82
17	Dick Advocaat	1978-80

Points

265	Karl-Heinz Granitza	1978-82
150	Arno Steffenhagen	1978-82
70	Peter Ressel	1979-80
67	Gordon Hill	1975,82
66	Jorgen Kristensen	1978-80
52	Ingo Peter	1980-82
52	Charlie Fajkus	1979-82
50	Pato Margetic	1981-82
46	Derek Spalding	1978-82

Shots

808	Karl-Heinz Granitza	1978-82
262	Arno Steffenhagen	1978-82
217	Gordon Hill	1975,82
211	Ingo Peter	1980-82
158	Peter Ressel	1979-80
131	Charlie Fajkus	1979-82
102	Jimmy Kelly	1976-78
91	Derek Spalding	1978-82

Shutouts

15	Mervyn Cawston	1975-78
9	Phil Parkes	1980-81
3	Tony Chursky	1979
3	Dieter Ferner	1981-82
2	Paul Coffee	1979-81

Saves

600	Mervyn Cawston	1975-78
223	Dieter Ferner	1981-82
222	Phil Parkes	1980-81
147	Paul Coffee	1979-81
60	Tony Chursky	1979

STING ALL-TIME LEADING SCORERS

NAME	GAMES	GOALS	ASSISTS	POINTS
Karl-Heinz Granitza	146	97	71	265
Arno Steffenhagen	97	58	34	150
Peter Ressel	59	18	34	70
Gordon Hill	47	25	17	67
Jorgen Kristensen	64	12	42	66
Charlie Fajkus	101	15	22	52
Ingo Peter	78	15	22	52
Pato Margetic	46	12	26	50
Derek Spalding	111	15	16	46
Thomas Sjoberg	17	13	4	30
Rudy Glenn	83	10	5	25
John Kowalik	20	10	3	23
Jimmy Kelly	47	7	9	23
Dick Advocaat	56	4	12	20
Wim Van Hanegem	27	6	7	19
Ron Moore	22	8	2	18
Benny Alon	48	7	4	18

STING DRAFTS 1975-83

YEAR ROUND

1983	1	Joe Ulrich, Defender, Duke University
1983	2	Tom Groark, Defender, SIU-Edwardsville
1983	4	Mike Twellman, Defender, SIU-Edwardsville
1982	2	David Dir, Goalkeeper, Western Illinois Univ.
1982	2	Steve Nicol, Defender, Akron Univ.
1982	3	Craig Scarpelli, Goalkeeper, Univ. of Tampa
1982	4	John Welsch, Midfielder, North Texas St.
1981	2	Matthew Malloy, Forward, SIU-Edwardsville
1981	2	Saeid Baghvardani, Defender, SMU
1981	3	William Ricky Wright, Midfielder, Erskine College
1981	4	Peter Knezic, Midfielder, Univ. of Wisc.-Milw.
1980	1	Rudy Glenn, Midfielder, Indiana U.
1980	2	Mark Simanton, Midfielder, Indiana U.
1980	3	Obed Ariri, Forward, Clemson
1980	4	John Tyma, Forward, Cleveland St.
1979	1	Paul Coffee, Goalkeeper, San Jose St.
1979	1	Pete Notaro, Forward, Loyola College
1979	2	Tasso Koutsoukos, Forward, Univ. of Mass.
1979	3	Charlie Fajkus, Midfielder, Indiana U.
1979	4	Steve Long, Forward, Wheaton College
1978	2	Dan McCrudden, Forward, Univ. of Rhode Island
1978	3	Bill Drozd, Forward, Schurz H.S.
1978	4	Tom Nevers, Forward, Univ. of Conn.
1977	1	Dave Flaschen, Goalkeeper, Brown
1977	2	Paul Pringle, Forward, Howard
1977	3	Charlie O'Donnell, Forward, Adelphi
1977	4	Tim Hostein, Forward, SIU-Edwardsville
1976	1	Tom Redmond, Defender, Indiana U.
1976	1	Paul Wenson, Midfielder, NIU
1976	2	Bruce Bokor, Forward, Dartmouth
1976	2	Kim Perez, Midfielder, Western Illinois Univ.
1976	3	Jim Waldschit, Defender, Indiana U.
1976	4	Marilyn Lange, Forward, Hawaii
1975	2	Mickey Rooney, Midfielder, Keene St.
1975	3	Brad Steurer, Goalkeeper, Keene St.
1975	4	Tom Kazembe, Forward, Wooster

1982 CHICAGO STING FINAL INDIVIDUAL OUTDOOR STATISTICS

No.	Name	GP	GS	MIN	SHS	FLS	C/E	PK/A	SO/A	G	A	TP
12	Granitza	32	32	2836:08	127	44	4/1	2/2	1/2	20	9	49
6	Steffenhagen	28	28	2457:02	53	31	4/0	0/0	0/0	13	6	32
7	Hill	26	26	2317:09	100	12	0/0	4/4	0/1	9	10	28
—	w/Montreal	(5)	(5)	(464:18)	(23)	(5)	(1/0)	(1/1)	(0/0)	(2)	(3)	(7)
10	Margetic	23	20	1765:17	28	21	0/1	0/0	0/0	4	9	17
14	Peter	30	25	2404:03	56	70	10/0	0/0	0/1	0	10	10
16	McKenzie	21	6	940:14	15	18	1/0	0/0	0/2	3	2	8
5	Hahn	26	22	2023:02	10	31	4/0	0/0	0/0	1	5	7
9	Fajkus	25	21	1904:02	18	21	1/0	0/0	1/3	1	5	7
2	Weiner	19	19	1629:02	22	17	0/0	0/0	1/0	2	1	5
11	Simanton	29	26	2231:56	11	91	4/0	0/0	0/0	0	3	3
17	Christensen	9	9	701:37	1	27	1/0	0/0	0/0	0	2	2
18	Belfiore	22	19	1696:27	4	27	1/0	0/0	0/0	0	1	1
8	Glenn	31	24	2448:38	14	81	5/0	0/0	0/2	0	1	1
21	T. Twellman	9	8	717:48	1	13	0/0	0/0	0/0	0	0	0
—	w/Tulsa	(21)	(21)	(1952:27)	(12)	(33)	(2/0)	(0/0)	(0/0)	(0)	(8)	(8)
4	Spalding	9	7	626:58	1	21	3/0	0/0	0/0	0	0	0
23	Hall	12	6	625:26	5	20	3/0	0/0	0/0	0	0	0
15	Henriksen	8	4	383:10	2	3	0/0	0/0	0/0	0	0	0
19	Tyma	1	0	30:27	0	1	0/0	0/0	0/0	0	0	0
—	w/Tulsa	(5)	(2)	(243:28)	(3)	(6)	(0/0)	(0/0)	(0/0)	(0)	(0)	(0)
3	Ryan	1	1	55:06	0	1	0/0	0/0	0/0	0	0	0
§13	Koutsoukos	14	11	1148:12	27	15	0/0	0/0	0/2	2	3	7
* 7	Mathieu	3	3	215:50	0	3	1/0	0/0	0/0	0	0	0

*Mathieu traded to Montreal 5/6/82.

§Koutsoukos traded to Tulsa 7/13/82.

TOTALS				2939:06	495	568	45/2#	6/6	3/14	55	67	177
OPPONENTS				2939:06	540	604	47/4	3/4	5/15	65	89	219

Goalkeeper Statistics

No.	Name	GP	GS	MIN	SHS	SVS	G	PK/A	SO/A	SH	G.A.A.
22	Ferner	28	28	2579:06	487	165	58	3/4	5/15	1	2.02
1	Brown	4	4	360:00	53	17	7	0/0	0/0	0	1.75
TOTALS				2939:06	540	182	65	3/4	5/15	1	1.99
OPPONENTS				2939:06	495	166	55	6/6	3/14	3	1.68

Team Statistics

Scoring by Periods

	1	2	1OT	2OT	SO	T	OWN	CK	OFF
Sting	25	29	0	1	1	55	0	214	165
Opponents	31	33	1	0	2	65	0	217	93

#Includes three cautions to coach Roy.

STING RECORD: 13-19

HOME: 9-7

ROAD: 4-12

Total Home Attendance: 150,033

Total Road Attendance: 231,167

Average Home Attendance: 9,377

Average Road Attendance: 14,448

1983 CHICAGO S

NUMERICA

No.	Player	Position
1	Victor Nogueira	Goalkeeper
2	Hanne Weiner	Defender
4	Peter Gruber	Defender
5	Young Jeung Cho	Defender
7	Seninho	Forward
9	Charlie Fajkus	Midfielder
10	Pato Margetic	Forward
11	Mark Simanton	Midfielder
12	Karl-Heinz Granitza	Forward
14	Ingo Peter	Midfielder
16	Diego Castro	Forward
18	Ricardo Alonso	Forward
19	John Tyma	Forward
21	Tim Twellman	Defender
22	Dieter Ferner	Goalkeeper
23	Bret Hall	Defender
24	Mike Twellman	Defender
26	Don Droege	Defender

Head Coach/

Team Manager: Willy Roy Assistant Coach: Mike Grbic

ALPHABETIC

18	Ricardo Alonso	Forward
16	Diego Castro	Forward
5	Young Jeung Cho	Defender
26	Don Droege	Defender
9	Charlie Fajkus	Midfielder
22	Dieter Ferner	Goalkeeper
12	Karl-Heinz Granitza	Forward
4	Peter Gruber	Defender
23	Bret Hall	Defender
10	Pato Margetic	Forward
1	Victor Nogueira	Goalkeeper
14	Ingo Peter	Midfielder
7	Seninho	Forward
11	Mark Simanton	Midfielder
24	Mike Twellman	Defender
21	Tim Twellman	Defender
19	John Tyma	Forward
2	Hanne Weiner	Defender

STING OUTDOOR

AL ROSTER

Birthdate	Ht.	Wt.	Citizenship
July 17, 1959	6-0	180	Portugal
November 29, 1951	6-2	175	West Germany
September 7, 1952	5-9	161	West Germany
August 18, 1954	6-0	185	South Korea
July 1, 1949	5-9½	154	Portugal
March 4, 1957	5-10	158	United States
May 17, 1960	5-11	154	Argentina
December 8, 1958	5-11	158	United States
November 1, 1951	6-0	182	West Germany
October 23, 1951	6-3	187	West Germany
October 10, 1961	5-9	152	Chile
March 21, 1957	6-3	190	Argentina
October 13, 1958	6-0	172	United States
May 1, 1956	5-11	175	United States
January 16, 1949	6-0	160	West Germany
November 16, 1956	5-7	148	United States
December 18, 1960	5-9	155	United States
January 21, 1956	6-1	190	United States

Trainer: Jerry Carter Equipment Manager: Willy Steinmiller

AL ROSTER

March 21, 1957	6-3	190	Argentina
October 10, 1961	5-9	152	Chile
August 18, 1954	6-0	185	South Korea
January 21, 1956	6-1	190	United States
March 4, 1957	5-10	158	United States
January 16, 1949	6-0	160	West Germany
November 1, 1951	6-0	182	West Germany
September 7, 1952	5-9	161	West Germany
November 16, 1956	5-7	148	United States
May 17, 1960	5-11	154	Argentina
July 17, 1959	6-0	180	Portugal
October 23, 1951	6-3	187	West Germany
July 1, 1949	5-9½	154	Portugal
December 8, 1958	5-11	158	United States
December 18, 1960	5-9	155	United States
May 1, 1956	5-11	175	United States
October 13, 1958	6-0	172	United States
November 29, 1951	6-2	175	West Germany

1982 CHICAGO STING OUTDOOR GAME-BY-GAME RESULTS - (13-19)

Date	Opponent	Score	Attendance	Scoring
4/10	at San Diego	0-1 L	9,740	None
4/17	PORTLAND	1-2 L (SO)	13,243	Steffenhagen (Koutsoukos)
4/24	NEW YORK	1-3 L	16,149	Steffenhagen (Granitza)
4/28	at Montreal	2-4 L	18,107	Granitza; Granitza (Fajkus, Peter)
5/1	TULSA	3-2 W	7,780	Steffenhagen (Granitza); Granitza (Peter, Fajkus); McKenzie (Simanton, Steffenhagen)
5/9	SAN DIEGO	1-2 L	8,269	Steffenhagen (McKenzie, Hahn)
5/16	at New York	1-3 L	36,193	McKenzie (Granitza, Peter)
5/20	at Toronto	0-2 L	7,313	None
5/22	TORONTO	3-1 W	7,226	Steffenhagen (Fajkus, Hill); Steffenhagen (Granitza); Steffenhagen (Hill, Margetic)
Trans-Atlantic Challenge Cup Competition				
5/27	NACIONAL of Uruguay	0-0 Tie	8,747	None
5/29	FC NAPOLI of Italy	3-1 W	10,197	Hill (PK); Hill (Glenn); Granitza
5/31	at New York	4-3 W	36,904	Granitza (Steffenhagen); Steffenhagen (Granitza); Steffenhagen (Hill); Hill (McKenzie)
Sting Wins Championship, Record: 2-0-1				
6/5	at Seattle	0-3 L	10,933	None
6/10	at Tulsa	4-2 L	13,928	Granitza; Hill (Hahn, Granitza); Steffenhagen (Peter); Granitza (Hill)
6/12	at Ft. Lauderdale	1-2 L	11,237	Granitza (Weiner, Christensen)
6/16	SEATTLE	2-4 L	7,962	McKenzie (Peter, Belfiore); Granitza (Hill)
6/19	VANCOUVER	2-3 L (SO)	6,414	Koutsoukos (Peter); Hill (Fajkus, Koutsoukos)
6/23	at Portland	2-1 W (OT)	8,453	Steffenhagen (Peter); Weiner (Peter, Hill)
6/26	MONTREAL	2-3 L	7,691	Koutsoukos (McKenzie, Steffenhagen); Granitza
6/30	FT. LAUDERDALE	2-0 W	6,392	Margetic (Steffenhagen, Hahn); Hill (PK)
7/3	EDMONTON	3-2 W	9,392	Hill (PK); Hill (PK); Weiner (Granitza)
7/7	at Tampa Bay	2-1 W (SO)	12,685	Granitza (Margetic, Steffenhagen)
7/10	NEW YORK	1-2 L	18,023	Granitza (Koutsoukos)
7/14	at San Jose	3-1 W	11,413	Margetic (Steffenhagen, Simanton); Granitza; Granitza (Hill, Margetic)
7/18	at Edmonton	1-3 L	3,028	Margetic (Granitza, Hahn)
7/21	at Vancouver	1-3 L	18,568	Hill (Simanton)
7/24	JACKSONVILLE	3-1 W	8,099	Granitza (Margetic, Hill); Granitza (Steffenhagen, Margetic); Margetic (Hahn)
7/28	Toronto	1-2 L	8,239	Steffenhagen (Hill)
7/31	SAN JOSE	2-1 W	8,470	Granitza; Granitza (PK)
8/4	TAMPA BAY	1-3 W	9,051	Granitza; Hahn (Margetic); Steffenhagen (Hill)
8/7	at Montreal	1-4 L	19,809	Hill (Granitza, Glenn)
8/10	at Jacksonville	2-3 L	5,104	Hill; Granitza
8/15	at New York	1-3 L	36,241	Hill (Fajkus, Peter)
8/18	TORONTO	3-1 W	7,271	Steffenhagen (Margetic, Peter); Fajkus (Margetic); Granitza (Margetic, Hill)
8/22	MONTREAL	2-1 W	8,601	Granitza (PK); Steffenhagen (Christensen, Granitza)

YEAR-BY-YEAR RESULTS

1975 Won 12—Lost 10

4/19	0	at Vancouver	1	L	10,007
5/2	0	Denver	2	L	4,536
5/9	3	Dallas	2	W	4,264
5/16	1	Los Angeles	0	W	4,117
5/21	2	at San Antonio	1	W	3,711
5/23	2	San Jose	3	L (TB)	4,081
5/27	2	Israel National Team	2	T (Ex)	3,945
5/30	0	at Portland	2	L	9,526
6/1	1	at Seattle	2	L	16,366
6/6	1	Denver	0	W	4,094
6/13		St. Louis (Game Rained Out)			
6/20	6	Philadelphia	2	W	3,984
6/24	1	Dallas	2	L	2,353
6/27	1	St. Louis	0	W (TB)	4,407
7/2	0	Poland Nat. Team	1	L (Ex)	13,942
7/4	0	at San Antonio	4	L	5,432
7/10	2	Miami	0	W	4,201
7/12	4	at Dallas	2	W	4,102
7/18	4	Baltimore	1	W	5,183
7/23	3	at Denver	2	W (OT)	3,443
7/25	2	at San Antonio	1	W (TB)	6,412
8/2	2	at St. Louis	3	L	7,945
8/6	3	at Tampa Bay	0	W	12,761
8/10	1	at Washington	2	L (TB)	3,519

1976 Won 15—Lost 9

4/8	0	at Toronto	2	L	3,854
4/24	1	at Tampa Bay	2	L	32,632
4/30	1	Toronto	0	W (OT)	6,216
5/2	2	at New York	1	W (OT)	28,436
5/7	0	Tampa Bay	1	L (OT)	2,865
5/14	4	Miami	2	W	2,753
5/16	1	at Rochester	3	L	5,255
5/19	1	at Seattle	0	W (TB)	18,830
5/26	2	Manchester United	2	T (Ex)	8,213
6/1	0	at Washington	3	L	3,215
6/4	2	Boston	0	W	3,031
6/5	2	at Minnesota	4	L	13,550
6/13	5	Philadelphia	1	W	1,564
6/16	1	Dallas	0	W	2,968
6/20	1	at Hartford	2	L (OT)	3,289
6/23	4	New York	1	W	28,000
6/26	1	at San Antonio	2	L (TB)	4,531
7/2	0	at Philadelphia	1	L (OT)	1,776
7/7	3	Rochester	0	W	3,509
7/10	4	at Miami	1	W	1,200
7/18	7	Hartford	1	W	3,805
7/25	3	at Boston	0	W	531
7/28	4	Washington	3	W (TB)	3,725
8/1	3	St. Louis	1	W	4,357
8/11	2	San Jose	1	W (TB)	6,837
8/20	2	Toronto (playoffs)	3	L (TB)	8,150

1977 Won 10—Lost 16

4/16	0	at Tampa Bay	4	L	33,484
4/23	0	Toronto	1	L	6,065
5/1	1	at Los Angeles	2	L (TB)	5,982

5/7	1	Washington	2	L	2,015
5/11	1	New York	2	L	21,108
5/15	0	at Rochester	2	L	4,813
5/20	4	Tampa Bay	3	W	3,233
5/22	2	at New York	1	W	20,407
5/27	0	Hawaii	1	L (TB)	4,128
5/29	1	at Minnesota	0	W (TB)	25,965
6/1	3	Rochester	2	W	3,037
6/4	0	at Las Vegas	3	L	7,906
6/10	0	Minnesota	1	L (OT)	4,528
6/15	1	Seattle	2	L	2,568
6/22	1	at Washington	0	W (OT)	8,835
6/24	5	Vancouver	2	W	3,203
6/29	0	St. Louis	1	L	4,067
7/2	1	at Dallas	2	L	16,328
7/6	2	Portland	1	W	4,137
7/10	1	at Toronto	2	L	6,518
7/13	2	at St. Louis	1	W	7,339
7/20	1	Connecticut	2	L	4,303
7/24	0	at San Jose	1	L	17,096
7/27	2	at Ft. Lauderdale	1	W	11,150
7/30	0	Ft. Lauderdale	3	L	5,201
8/7	2	at Connecticut	1	W (TB)	3,215

1978 Won 12—Lost 18

4/1	0	at Dallas	2	L	12,897
4/9	0	at Washington	1	L	7,916
4/16	1	Oakland	2	L	5,756
4/21	1	at Oakland	2	L	13,331
4/25	0	at Seattle	3	L	18,927
4/29	0	Minnesota	1	L	4,521
5/7	1	New England	4	L	1,538
5/9	1	Cuba	1	T (Ex)	4,153
5/14	1	Los Angeles	2	L (OT)	2,097
5/17	2	at New England	3	L	1,837
5/21	1	at Minnesota	3	L	27,523
5/24	2	at Detroit	1	W	7,259
5/28	1	San Diego	2	L	3,629
6/3	2	Rochester	3	L	2,842
6/7	1	at California	2	L	4,963
6/10	2	at San Jose	1	W (SO)	13,109
6/14	4	Tampa Bay	5	L	2,130
6/18	2	Detroit	0	W	2,842
6/20	2	at Houston	3	L (OT)	5,497
6/25	4	at Colorado	2	W	6,315
6/28	1	California	0	W	3,419
7/2	1	at Tulsa	4	L	10,532
7/4	5	Tulsa	2	W	4,084
7/9	4	Colorado	1	W	4,604
7/12	2	at Memphis	3	L (SO)	12,102
7/15	4	at Ft. Lauderdale	3	W	13,087
7/19	3	at Tampa Bay	2	W	14,830
7/26	2	Philadelphia	3	L (OT)	4,145
7/28	3	Dallas	2	W	9,345
7/29	3	Memphis	1	W	6,127
8/2	2	Houston	1	W (OT)	5,740
8/8	1	at Tampa Bay (playoff)	3	L	26,596

1979 Won 16—Lost 14

3/30	2	at California	1	W	12,543
4/7	2	at Philadelphia	1	W (SO)	5,226

4/14	2	Vancouver	3	L (SO)	10,130
4/28	5	Houston	2	W	5,430
5/6	2	at Toronto	1	W	5,206
5/12	2	Dallas	3	L (OT)	4,244
5/16	0	at New England	1	L (OT)	5,106
5/20	1	at Houston	2	L	3,701
5/26	2	Detroit	1	W	5,124
5/28	3	Cosmos	1	W	21,127
6/1	3	at San Diego	2	W	9,527
6/6	5	at Portland	1	W	7,621
6/9	1	at Atlanta	4	L	5,037
6/12	2	Kaiserslautern	1	W (Ex)	5,850
6/16	3	Philadelphia	1	W	7,167
6/20	1	Edmonton	0	W	5,202
6/23	2	at San Jose	4	L	14,007
6/27	1	San Diego	2	L	7,672
6/30	2	Minnesota	4	L	6,818
7/4	3	at Ft. Lauderdale	2	W	19,850
7/7	5	at Detroit	6	L (SO)	12,486
7/8	2	Naestved	0	W (Ex)	2,759
7/11	4	at Minnesota	5	L (SO)	23,073
7/14	3	Tulsa	2	W	7,430
7/15	3	Naestved	4	L (Ex)	5,641
7/18	3	Memphis	1	W	6,325
7/21	1	Tampa Bay	2	L	11,509
7/25	2	San Jose	3	L	5,734
7/28	3	at Dallas	4	L	10,112
7/31	2	at Memphis	1	W (OT)	5,248
8/5	1	at Tulsa	2	L	16,105
8/8	2	Ft. Lauderdale	0	W	8,612
8/11	2	Atlanta	0	W	8,011
8/15	2	Ft. Lauderdale (playoff)	0	W	10,019
8/18	1	at Ft. Lauderdale (playoff)	0	W	13,691
8/22	0	at San Diego (playoff)	2	L	11,367
8/25	0	San Diego (playoff)	2	L	15,379

1980 Won 21—Lost 11

4/12	2	at Tampa Bay	1	W	31,600
4/19	1	Atlanta	0	W	16,217
4/23	2	Minnesota	0	W	5,368
4/30	0	at Philadelphia	1	L	2,278
5/3	2	at Vancouver	1	W (SO)	30,176
5/7	2	at Atlanta	1	W (SO)	3,116
5/10	3	California	2	W	6,543
5/17	3	Detroit	2	W	6,761
5/19	3	at New England	4	L	4,637
5/24	3	Toronto	0	W	8,116
5/28	3	Ft. Lauderdale	1	W	7,316
5/31	2	at Los Angeles	1	W (OT)	10,284
6/3	2	at Memphis	3	L	10,321
6/7	5	Washington	2	W	18,226
6/14	5	New England	2	W	11,131
6/22	2	at California	0	W	6,975
6/25	2	Memphis	0	W	10,303
6/28	2	at Minnesota	1	W (OT)	21,439
7/2	2	at San Diego	3	L (OT)	7,590
7/6	1	Tampa Bay	2	L	26,468
7/9	2	at Dallas	4	L	3,911

7/13	4	at Rochester	1	W	11,134
7/16	2	Edmonton	1	W	10,672
7/19	7	Tulsa	1	W	10,469
7/23	2	at Detroit	1	W (SO)	8,114
7/27	1	at Edmonton	2	L (OT)	11,120
8/2	1	at Tulsa	3	L	18,112
8/6	7	Houston	2	W	10,286
8/9	4	San Jose	1	W	10,146
8/12	0	at Houston	1	L (SO)	4,747
8/16	1	Seattle	3	L	16,196
8/23	2	Dallas	3	L	12,534
8/27	1	at San Diego (playoff)	2	L	12,125
8/30	3	San Diego (playoff)	2	W	12,267
8/30	1	San Diego (playoff)	2	L (SO)	12,267

1981 Won 23 - Lost 9

4/11	3	at Tulsa	2	W (OT)	26,181
4/18	0	Minnesota	1	L	18,181
4/25	1	Tulsa	0	W	6,574
4/28	1	at Montreal	2	L	15,467
5/3	3	Tampa Bay	1	W	5,857
5/8	2	at Dallas	0	W	3,702
5/10	5	Dallas	0	W	1,861
5/17	3	at New York	2	W (OT)	42,385
5/20	5	at Minnesota	2	W	11,857
5/23	3	Seattle	1	W	10,929
5/27	1	at Toronto	3	L	3,126
5/31	2	Montreal	0	W	10,729
6/7	1	at San Diego	0	W	32,111
6/10	1	at Vancouver	3	L	20,875
6/14	1	Washington	2	L	8,069
6/17	0	Seattle	1	L	13,684
6/20	4	at Portland	2	W	12,510
6/23	0	Portland	1	L	9,568
6/28	6	New York	5	W (SO)	30,501
7/4	3	Calgary	0	W	14,966
7/8	2	at Dallas	1	W	2,914
7/12	2	Vancouver	1	W (OT)	16,256
7/15	4	Edmonton	2	W	8,718
7/18	2	at Minnesota	0	W	26,265
7/26	5	Toronto	1	W	17,310
7/29	3	at Edmonton	2	W	5,121
8/2	2	at Calgary	4	L	9,253
8/5	3	at Washington	2	W (SO)	8,659
8/8	1	at Tulsa	2	L	20,189
8/12	3	Dallas	1	W	11,560
8/15	7	Minnesota	2	W	13,254
8/18	5	Tulsa	4	W (SO)	16,895
8/23	3	Seattle (playoff)	2	W	14,643
8/26	0	at Seattle (playoff)	2	L	15,176
8/30	3	Seattle (playoff)	2	W	24,080
9/2	2	at Montreal (playoff)	3	L	58,542
9/5	4	Montreal (playoff)	2	W	24,648
9/10	4	Montreal (playoff)	2	W	27,489
9/12	1	at San Diego (playoff)	2	L	18,192
9/16	2	San Diego (playoff)	1	W	21,760
9/21	1	San Diego (playoff)	0	W (SO)	39,623
9/26	1	New York	0	W (SO)	36,971

(Soccer Bowl Championship In Toronto)

CHICAGO STING PLAYOFFS

TEAM RECORDS

GOALS

Most Goals Scored, Half	3	9-10-81 vs. Montreal
Most Goals Scored, Game	4	9- 5-81 vs. Montreal 9-10-81 vs. Montreal
Most Consecutive Games Scoring 1 or more goals	8	(1981)
Most Penalty Kicks	2	(1981)
Most Penalty Kicks Made	1	(1981)
Earliest Goal	5:10	9- 2-81 vs. Montreal by Granitza
Latest Goal	87:57	9-10-81 vs. Montreal by Mathieu
Fastest Two Goals	1:17	8-23-81 vs. Seattle, 81:42 by Peter 82:59 by Granitza
Fastest Three Goals	6:57	9-10-81 vs. Montreal, 81:00 by Tyma 84:34 by Steffenhagen 87:57 by Mathieu

ASSISTS

Most Assists, Half	4	8-15-79 vs. Ft. Lauderdale 9-10-81 vs. Montreal 9-16-81 vs. San Diego
Most Assists, Game	5	8-30-80 vs. San Diego 9-10-81 vs. Montreal

SCORING POINTS

Most Points, Half	10	9-10-81 vs. Montreal
Most Points, Game	13	9-10-81 vs. Montreal

SHOTS

Most Shots Taken, Half	19	8-17-80 vs. San Diego
Most Shots Taken, Game	29	8-27-80 vs. San Diego 8-20-76 vs. Toronto (OT)
Fewest Shots Taken, Half	4	8-23-81 vs. Seattle 8-26-81 vs. Seattle
Fewest Shots Taken, Game	13	8-15-79 vs. Ft. Lauderdale 7 8-30-80 vs. San Diego (mini-game)

FOULS

Most Fouls, Half	18	8-22-79 vs. San Diego
Most Fouls, Game	27	8-22-79 vs. San Diego 30 9-26-81 vs. New York Cosmos (OT) Soccer Bowl

OFFSIDES

Most Offsides, Game	5	8-20-76 vs. Toronto (OT) 8-23-81 vs. Montreal 9-12-81 vs. San Diego
---------------------	---	---

SHOOTOUTS

8-20-76 Toronto (3/4) at Chicago (1/4)—Toronto won
8-30-80 San Diego (3/3) at Chicago (0/3)—San Diego won (mini-game)
9-21-81 San Diego (2/6) at Chicago (3/6)—Chicago won
9-26-81 New York (1/5) vs. Chicago (2/5)—at Toronto, Chicago won Soccer Bowl '81

CHICAGO STING

TEAM RECORDS

MISCELLANEOUS

Most Wins, Season: 23 — 1981
 Most Losses, Season: 19 — 1982
 Most Home Wins, Season: 13 — 1980, 81
 Most Home Losses, Season: 9 — 1977
 Most Road Wins, Season: 10 — 1981
 Most Road Losses, Season: 12 — 1982
 Longest Winning Streak: 8 — 1981
 Longest Losing Streak: 10 — 1978
 Longest Road Winning Streak: 4 — 1981
 Longest Road Losing Streak: 7 — 1976
 Most Overtime Games, Season: 6 — 1981
 Most Overtime Games Won, Season: 3 — 1981
 Most Overtime Games Lost, Season: 3 — 1976, 78
 Most Tiebreaker Games, Season: 4 — 1975, 76, 77, 79
 Most Tiebreaker Games Won, Season: 3 — 1976, 81
 Most Tiebreaker Games Lost, Season: 3 — 1979
 Most Bonus Points, Season: 63 — 1979, 81
 Most NASL Standing Points, Season: 195 — 1981
 Fewest NASL Standing Points, Season: 88 — 1977

GOALS

Most Goals Scored, Half	6	7/19/80 vs Tulsa	
		6/20/75 vs Philadelphia	
	Opponent	4	7/ 7/79 by Detroit
			7/11/79 by Minnesota
Most Goals Scored, Game	7	8/15/81 vs Minnesota	
		8/ 6/80 vs Houston	
		7/19/80 vs Tulsa	
		7/18/76 vs Hartford	
	Opponent	6	7/ 7/79 by Detroit
Most Goals Scored, Season	81	1981	
	Opponent	65	1982
Fewest Goals Scored, Season	31	1977	
	Opponent	32	1976
Highest Goals Per Game Average, Season	2.63	— 1981	
		2.05	— 1977
			Opponent
Lowest Goals Per Game Average, Season	1.07	— 1977	
		1.23	— 1976
			Opponent
Most Consecutive Games Scoring 1 or more goals	30	(1978-79)	
Most Penalty Kicks, Season:	9	— 1980	
Most Penalty Made, Season:	7	— 1979, 80	

ASSISTS

Most Assists, Half	9	7/19/80 vs Tulsa	
	Opponent	7	7/ 7/79 by Detroit
Most Assists, Game	11	7/19/80 vs Tulsa	
	Opponent	8	6/ 9/79 by Atlanta
Most Assists, Season	101	(1980)	
	Opponent	89	(1982)

SCORING POINTS

Most Points, Half	21	7/19/80 vs Tulsa	
	Opponent	15	7/ 7/79 by Detroit
Most Points, Game	25	7/19/80 vs Tulsa	
	Opponent	17	6/14/78 vs Tulsa
			7/ 7/79 by Detroit
Most Points, Season	260	(1981)	
	Opponent	219	(1982)

SHOTS

Most Shots Taken, Half	22	7/18/76 vs Hartford
Opponent	23	5/ 2/76 by New York
Most Shots Taken, Game	36	7/19/80 vs Tulsa
Opponent	42	7/31/79 by Memphis
Most Shots Taken, Season	707	(1980)
Opponent	652	(1978)
Fewest Shots Taken, Game	7	6/ 5/76 vs Minnesota
Opponent	3	7/17/75 by Baltimore
		7/25/75 by San Antonio
Fewest Shots Taken, Season	371	(1975)
Opponent	281	(1975)

FOULS

Most Fouls, Half	21	7/10/75 vs Miami
Opponent	24	4/21/78 by Oakland
Most Fouls, Game	35	7/10/75 vs Miami
		4/21/78 vs Oakland
Opponent	36	4/21/78 by Oakland
Most Fouls, Season	568	(1982)
Opponent	615	(1980)

OFFSIDES

Most Offsides, Game	17	8/12/81 vs Dallas
Most Offsides, Half	10	8/12/81 vs Dallas

INDIVIDUAL RECORDS

MINUTES

Most Minutes, Season: 2836:08
Karl-Heinz Granitza in 1982

GOALS

Most Goals, Game: 5
Ron Moore 6/24/77 vs Vancouver
Opponent: 4
Mike Flanagan (New England) 5/7/78
Most Goals, Season: 20
Karl-Heinz Granitza 1979 (30 GP), 1982 (32 GP)
Most Goals, Career: 97
Karl-Heinz Granitza 1978-82
Most Consecutive Games Scoring a Goal: 6
Karl-Heinz Granitza in 1981
Most Game Winning Goals, Season: 7
Arno Steffenhagen in 1978

ASSISTS

Most Assists, Game: 4
Karl-Heinz Granitza 8/6/80 vs Houston
Most Assists, Season: 26
Karl-Heinz Granitza in 1980 (31 GP)
Most Assists, Career: 71
Karl-Heinz Granitza 1978-82

POINTS

Most Points, Game: 10
Karl-Heinz Granitza 8/6/80 vs Houston
Opponent, Most Points, Game: 8
Mike Flanagan (New England) 5/7/78
Most Points, Season: 64
Karl-Heinz Granitza 1980
Most Points, Career: 265
Karl-Heinz Granitza 1978-82

SHOTS

- Most Shots, Game: 12
Karl-Heinz Granitza 5/7/80 vs Atlanta
4/28/79 vs Houston
6/10/78 vs San Jose
- Opponent, Most Shots, Game: 12
Duncan McKenzie (Tulsa) 4/25/81
- Most Shots, Half: 9
Karl-Heinz Granitza (2nd) vs Toronto 7/26/81
- Opponent, Most Shots, Half: 10
Duncan McKenzie (Tulsa) 4/25/81 (1st)
- Most Shots, Season: 212
Karl-Heinz Granitza in 1979 (30 GP)
- Most Shots, Career: 808
Karl-Heinz Granitza 1978-82

PENALTY KICKS

- Most Attempts, Season: 6
Derek Spalding in 1980
- Most Made, Season: 4
Derek Spalding in 1980
Gordon Hill in 1975, 1982
- Most Attempts, Game: 2
Gordon Hill 7/18/75 vs Baltimore
7/ 3/82 vs Edmonton
- Opponent, Most Attempts, Game: 2
Renat Costa (San Antonio) 7/ 4/75
- Most Made, Game: 2
Gordon Hill 7/18/75 vs Baltimore
7/ 3/82 vs Edmonton
- Opponent, Most Made, Game: 2
Renat Costa (San Antonio) 7/4/75
- Most Direct Free Kick Goals, Season: 9
Karl-Heinz Granitza in 1981

FOULS

- Most Fouls, Game: 11
John James 6/23/76 vs New York
- Opponent, Most Fouls, Game: 10
John Pedro (Rochester) 5/15/77
- Most Fouls, Season: 91
Mark Simanton in 1982

GOALKEEPING

- Most Saves, Game: 19
Mervyn Cawston 5/ 2/76 vs New York
- Opponent, Most Saves, Game: 20
Bruce Brown (Denver) 6/ 6/75
- Fewest Saves, Game: 0
Mervyn Cawston 4/29/78 vs Minnesota
- Opponent, Fewest Saves, Game: 1
Paul Hammond (Houston) 5/20/79
Geoff Barnett (Minnesota) 6/ 5/76
Bob Stetter (Memphis) 6/ 3/80
- Most Saves, Season: 181
Phil Parkes in 1980
- Most Shutouts, Season: 6
Phil Parkes in 1980
Mervyn Cawston in 1976
- Most Goals Against, Season: 58
Dieter Ferner in 1982
- Best Goals Against Average, Season: 1.20
Mervyn Cawston in 1976
- Team, Most Saves, Season: 218 in 1978
- Team, Opponent, Most Saves, Season: 307 in 1980
- Team, Most Shutouts, Season: 7 in 1981
- Team, Best Goals Against Average, Season: 1.23 in 1976
- Most Assists, Game: 2
Phil Parkes vs Toronto 5/24/80

INDIVIDUAL PLAYOFF RECORDS

GOALS

Most Goals, Half 2

Thomas Sjoberg 8-15-79 vs. Ft. Lauderdale

Karl-Heinz Granitza 9-16-81 vs. San Diego

Most Goals, Game 2

Thomas Sjoberg 8-15-79 vs. Ft. Lauderdale

Ingo Peter 8-30-80 vs. San Diego

Arno Steffenhagen 9- 5-81 vs. Montreal

Karl-Heinz Granitza 9-16-81 vs. San Diego

Most Consecutive Games Scoring a Goal 4

Karl-Heinz Granitza—1981 (8/30, 9/2, 9/5, 9/10)

ASSISTS

Most Assists, Game 2

Held by many players

SHOTS

Most Shots Taken, Half 7

Karl-Heinz Granitza 8-26-81 vs. Seattle

Karl-Heinz Granitza 9-10-81 vs. Montreal

Karl-Heinz Granitza 9-16-81 vs. San Diego

Most Shots Taken, Game 11

Karl-Heinz Granitza 9-10-81 vs. Montreal

PENALTY KICKS

Most Attempts 2

Derek Spalding 8-30-81 vs. Seattle (scored)

9-21-81 vs. San Diego (saved)

FOULS

Most Fouls, Game 7

Rudy Glenn 9-26-81 vs. New York at Toronto

(Soccer Bowl '81)

Game 6

Derek Spalding 8-22-79 vs. San Diego,

9-21-81 vs. San Diego

GOALKEEPING

Most Saves, Game 8

Dieter Ferner 9-21-81 vs. San Diego (OT)

Dieter Ferner 9-26-81 vs. New York (OT)

Soccer Bowl '81

Game, 7

Tony Chursky 8-22-79 vs. San Diego

Fewest Saves, Game, 0

Phil Parkes 8-30-80 vs. San Diego (mini-game)

Game, 1

Dieter Ferner 9- 2-81 vs. Montreal

Most Shutouts 2 (consecutive games)

Dieter Ferner 9-21-81 vs.. San Diego (SO)

9-26-81 vs. New York (SO)

Soccer Bowl '81

SERIES STANDINGS

Chicago vs. Fort Lauderdale

	W	L	GF	GA
Record	9	2	27	15
Home	5	1	13	6
Road	4	1	14	9

Year

- 1982 6/30** (H) Chicago 2 Ft. Lauderdale 0 ATT: 6,392
6/12 (A) Chicago 1 Ft. Lauderdale 2 ATT: 11,237
1980 5/28 (H) Chicago 3 Ft. Lauderdale 1 ATT: 7,316
1979 8/8 (H) Chicago 2 Ft. Lauderdale 0 ATT: 8,612
7/4 (A) Chicago 3 Ft. Lauderdale 2 ATT: 19,850
1978 7/15 (A) Chicago 4 Ft. Lauderdale 3 ATT: 13,087
1977 7/30 (H) Chicago 0 Ft. Lauderdale 3 ATT: 5,201
7/27 (A) Chicago 2 Ft. Lauderdale 1 ATT: 11,150
1976 7/10 (A) Chicago 4 Miami 1 ATT: 1,200
5/14 (H) Chicago 4 Miami 2 ATT: 2,753
1975 7/10 (H) Chicago 2 Miami 0 ATT: 4,201

Playoffs

- 1979 8/18** (A) Chicago 1 Ft. Lauderdale 0 ATT: 13,691
8/15 (H) Chicago 2 Ft. Lauderdale 0 ATT: 10,019

Chicago vs. New York

	W	L	GF	GA
Record	6	5	24	24
Home	3	3	15	14
Road	3	2	9	10

Year

- 1982 8/15** (A) Chicago 1 New York 3 ATT: 36,241
7/10 (H) Chicago 1 New York 2 ATT: 18,023
5/16 (A) Chicago 1 New York 3 ATT: 36,193
4/24 (H) Chicago 1 New York 3 ATT: 16,149
1981 6/28 (H) Chicago 6 New York 5 (SO) ATT: 30,501
5/17 (A) Chicago 3 New York 2 (OT) ATT: 42,385
1979 5/28 (H) Chicago 3 New York 1 ATT: 21,127
1977 5/22 (A) Chicago 2 New York 1 ATT: 20,407
5/11 (H) Chicago 1 New York 2 ATT: 21,108
1976 6/23 (H) Chicago 4 New York 1 ATT: 28,000
5/2 (A) Chicago 2 New York 1 (OT) ATT: 28,436

Playoffs

- 1981 9/26** (A) Chicago 1 New York 0 (SO) ATT: 36,971
 Soccer Bowl Championship

Chicago vs. Montreal

	W	L	GF	GA
Record	6	7	28	24
Home	5	2	22	11
Road	1	5	6	13

Year

- 1982 8/22** (H) Chicago 2 Montreal 1 ATT: 8,601
8/7 (A) Chicago 1 Montreal 4 ATT: 19,809
6/26 (H) Chicago 2 Montreal 3 ATT: 7,691
4/28 (A) Chicago 2 Montreal 4 ATT: 18,107
1981 5/31 (H) Chicago 2 Montreal 0 ATT: 10,729
4/28 (A) Chicago 1 Montreal 2 ATT: 15,467
1980 4/30 (A) Chicago 0 Philadelphia 1 ATT: 2,478
1979 6/16 (H) Chicago 3 Philadelphia 1 ATT: 7,167
4/7 (A) Chicago 2 Philadelphia 1 (SO) ATT: 5,226
1978 7/26 (H) Chicago 2 Philadelphia 3 (OT) ATT: 4,145
1976 7/2 (A) Chicago 0 Philadelphia 1 (OT) ATT: 1,776

6/13 (H) Chicago 5 Philadelphia 1 ATT: 1,564
1975 6/20 (H) Chicago 6 Philadelphia 2 ATT: 3,984

Playoffs

1981 9/10 (H) Chicago 4 Montreal 2 ATT: 27,489
9/5 (H) Chicago 4 Montreal 2 ATT: 24,648
9/2 (A) Chicago 2 Montreal 3 ATT: 58,542

Chicago vs. San Diego

	W	L	GF	GA
Record	3	6	13	16
Home	0	3	3	6
Road	3	3	10	10

Year

1982 5/9 (H) Chicago 1 San Diego 2 ATT: 8,269
4/10 (A) Chicago 0 San Diego 1 (OT) ATT: 9,740
1981 6/7 (A) Chicago 1 San Diego 0 ATT: 32,111
1980 7/2 (A) Chicago 2 San Diego 3 (OT) ATT: 7,590
1979 6/27 (H) Chicago 1 San Diego 2 ATT: 7,672
6/1 (A) Chicago 3 San Diego 2 ATT: 9,527
1978 5/28 (H) Chicago 1 San Diego 2 ATT: 3,629
1977 6/4 (A) Chicago 0 Las Vegas 3 ATT: 7,906
1975 7/18 (A) Chicago 4 Baltimore 1 ATT: 5,183

Playoffs

1981 9/21 (H) Chicago 1 San Diego 0 (SO) ATT: 39,623
9/16 (H) Chicago 2 San Diego 1 ATT: 21,760
9/12 (A) Chicago 1 San Diego 2 ATT: 18,192
1980 8/30 (H) Chicago 1 San Diego 2 ATT: 12,267
8/30 (H) Chicago 3 San Diego 2 ATT: 12,267
8/27 (A) Chicago 1 San Diego 2 ATT: 12,125
1979 8/25 (H) Chicago 0 San Diego 1 ATT: 15,379
8/22 (A) Chicago 0 San Diego 2 ATT: 11,367

Chicago vs. San Jose (Golden Bay)

	W	L	GF	GA
Record	5	4	19	16
Home	3	2	12	9
Road	2	2	7	7

Year

1982 7/31 (H) Chicago 2 San Jose 1 ATT 8,470
7/14 (A) Chicago 3 San Jose 1 ATT: 11,413
1980 8/9 (H) Chicago 4 San Jose 1 ATT: 10,146
1979 7/25 (H) Chicago 2 San Jose 3 ATT: 5,734
6/23 (A) Chicago 2 San Jose 4 ATT: 14,077
1978 6/10 (A) Chicago 2 San Jose 1 (SO) ATT: 13,109
1977 7/24 (A) Chicago 0 San Jose 1 ATT: 17,096
1976 8/11 (H) Chicago 2 San Jose 1 (SO) ATT: 6,837
1975 5/23 (H) Chicago 2 San Jose 3 (SO) ATT: 4,081

Chicago vs. Seattle

	W	L	GF	GA
Record	2	7	9	20
Home	1	3	7	10
Road	1	4	2	10

Year

1982 6/16 (H) Chicago 2 Seattle 4 ATT: 7,962
6/5 (A) Chicago 0 Seattle 3 ATT: 10,933
1981 6/17 (A) Chicago 0 Seattle 1 ATT: 13,684
5/23 (H) Chicago 3 Seattle 1 ATT: 10,929
1980 8/16 (H) Chicago 1 Seattle 3 ATT: 16,196
1978 4/25 (A) Chicago 0 Seattle 3 ATT: 18,927
1977 6/15 (H) Chicago 1 Seattle 2 ATT: 2,568
1976 5/19 (A) Chicago 1 Seattle 0 ATT: 18,830

1975 6/1 (A) Chicago 1 Seattle 2 ATT: 16,366

Playoffs

1981 8/30 (H) Chicago 3 Seattle 2 ATT: 24,080

8/26 (A) Chicago 0 Seattle 2 ATT: 15,176

8/23 (H) Chicago 3 Seattle 2 ATT: 14,643

Chicago vs. Tampa Bay

	W	L	GF	GA
Record	7	6	27	25
Home	3	4	16	15
Road	4	2	11	10

Year

1982 8/4 (H) Chicago 3 Tampa Bay 1 ATT: 9,051

7/7 (A) Chicago 2 Tampa Bay 1 (SO) ATT: 12,685

1981 5/3 (H) Chicago 3 Tampa Bay 1 ATT: 5,857

1980 7/6 (H) Chicago 1 Tampa Bay 2 ATT: 26,468

4/12 (A) Chicago 2 Tampa Bay 1 ATT: 31,600

1979 7/21 (H) Chicago 1 Tampa Bay 2 ATT: 11,509

1978 7/19 (A) Chicago 3 Tampa Bay 2 ATT: 14,830

6/14 (H) Chicago 4 Tampa Bay 5 ATT: 2,130

1977 5/20 (H) Chicago 4 Tampa Bay 3 ATT: 3,233

4/16 (A) Chicago 0 Tampa Bay 4 ATT: 33,484

1976 5/7 (H) Chicago 0 Tampa Bay 1 (OT) ATT: 2,865

4/24 (A) Chicago 1 Tampa Bay 2 ATT: 32,632

1975 8/6 (A) Chicago 3 Tampa Bay 0 ATT: 12,761

Playoffs

1978 8/8 (A) Chicago 1 Tampa Bay 3 ATT: 26,596

Chicago vs. Toronto

	W	L	GF	GA
Record	6	6	20	16
Home	5	1	15	4
Road	1	5	5	12

Year

1982 8/18 (H) Chicago 3 Toronto 1 ATT: 7,271

7/28 (A) Chicago 1 Toronto 2 ATT: 8,239

5/22 (H) Chicago 3 Toronto 1 ATT: 7,226

5/20 (A) Chicago 0 Toronto 2 ATT: 7,313

1981 7/26 (H) Chicago 5 Toronto 1 ATT: 17,310

5/27 (A) Chicago 1 Toronto 3 ATT: 3,126

1980 5/24 (H) Chicago 3 Toronto 0 ATT: 8,116

1979 5/6 (A) Chicago 2 Toronto 1 ATT: 5,206

1977 7/10 (A) Chicago 1 Toronto 2 ATT: 6,518

4/25 (H) Chicago 0 Toronto 1 ATT: 6,065

1976 4/30 (H) Chicago 1 Toronto 0 (OT) ATT: 6,216

4/8 (A) Chicago 0 Toronto 2 ATT: 3,854

Playoffs

1976 8/20 (A) Chicago 2 Toronto 3 (SO) ATT: 8,150

Chicago vs. Tulsa

	W	L	GF	GA
Record	10	7	39	35
Home	7	1	25	13
Road	3	6	14	22

Year

1982 6/10 (A) Chicago 4 Tulsa 2 ATT: 13,928

5/1 (H) Chicago 3 Tulsa 2 ATT: 7,780

1981 8/19 (H) Chicago 5 Tulsa 4 (SO) ATT: 16,895

8/8 (A) Chicago 1 Tulsa 2 ATT: 20,189

4/25 (H) Chicago 1 Tulsa 0 ATT: 6,574

4/11 (A) Chicago 3 Tulsa 2 (OT) ATT: 26,181

- 1980 8/2** (A) Chicago 1 Tulsa 3 ATT: 18,112
7/19 (H) Chicago 7 Tulsa 1 ATT: 10,469
1979 8/5 (A) Chicago 1 Tulsa 2 ATT: 16,105
7/14 (H) Chicago 3 Tulsa 2 ATT: 7,430
1978 7/4 (H) Chicago 5 Tulsa 2 ATT: 4,084
7/2 (A) Chicago 1 Tulsa 4 ATT: 10,532
1977 5/27 (H) Chicago 0 Hawaii 1 (SO) ATT: 4,128
1976 6/26 (A) Chicago 1 San Antonio 2 (SO) ATT: 4,531
1975 7/25 (H) Chicago 2 San Antonio 1 (SO) ATT: 6,412
7/4 (A) Chicago 0 San Antonio 4 ATT: 5,432
5/21 (A) Chicago 2 San Antonio 1 ATT: 3,711

Chicago vs. Vancouver

	W	L	GF	GA
Record	3	5	15	17
Home	2	2	11	9
Road	1	3	4	8

Year

- 1982 7/21** (A) Chicago 1 Vancouver 3 ATT: 18,568
6/19 (H) Chicago 2 Vancouver 3 (SO) ATT: 6,414
1981 7/12 (H) Chicago 2 Vancouver 1 (OT) ATT: 16,256
6/10 (A) Chicago 1 Vancouver 3 ATT: 20,875
1980 5/3 (A) Chicago 2 Vancouver 1 (SO) ATT: 30,176
1979 4/14 (H) Chicago 2 Vancouver 3 ATT: 10,130
1977 6/24 (H) Chicago 5 Vancouver 2 ATT: 3,203
1975 4/19 (A) Chicago 0 Vancouver 1 ATT: 10,007

1982 NASL Leading Scorers

Player, Team	GP	G	A	TP
Giorgio Chinaglia, New York	32	20	15	55
Karl-Heinz Granitza, Chicago	32	20	9	49
Peter Ward, Seattle	32	18	12	48
Ricardo Alonso, Jacksonville	30	21	4	46
Laurie Abrahams, Tulsa	31	17	10	44
Neill Roberts, Toronto	28	17	8	42
Ace Ntsoelengoe, Toronto	32	14	12	40
Mark Peterson, Seattle	31	17	5	39
David Byrne, Toronto	32	8	23	39
Godfrey Ingram, San Jose	31	17	3	37
Alan Willey, Montreal	29	15	7	37
Branko Segota, Ft. Lauderdale	29	12	13	37

1982 NASL Leading Goalkeepers*

Goalkeeper, Team	GP	Min.	SHS	Sv	GA	GAA
Tino Lettieri, Vancouver	27	2506	418	130	34	1.23
Victor Nogueira, Montreal	19	1654	205	66	23	1.25
Paul Hammond, Seattle	32	2986	438	146	45	1.40
Bill Irwin, Portland	25	2761	361	122	34	1.32
Jan Moller, Toronto	30	2971	365	143	42	1.37
Volkmar Gross, San Diego	28	2563	509	178	40	1.40
Hubert Birkenmeier, New York	28	2552	412	160	44	1.55
Winston DuBose, Tulsa	32	2960	539	159	55	1.67
Mike Hewitt, San Jose	30	2727	509	164	55	1.82
Dieter Ferner, Chicago	28	2579	487	165	58	2.02
Peter Mellor, Edmonton	27	2392	440	164	56	2.11
Jan van Beveren, Ft. Lauderdale	32	2922	582	176	73	2.25
Arnie Mausser, Jacksonville	19	1710	328	95	47	2.47

(*Goalkeepers need 1440 minutes to qualify)

1982 Final Regular Season Standings

Eastern Division	GP	W	SW	L	SL	GF	GA	BP	TP
New York	32	23	(1)	9	(0)	73	52	67	203
Montreal	32	19	(2)	13	(2)	60	43	49	159
Toronto	32	17	(0)	15	(1)	64	47	49	151
Chicago	32	13	(1)	19	(2)	56	67	53	129

Southern Division

Ft. Lauderdale	32	18	(1)	14	(1)	64	74	57	163
Tulsa	32	16	(2)	16	(2)	69	57	59	151
Tampa Bay	32	12	(1)	20	(2)	47	77	42	112
Jacksonville	32	11	(0)	21	(1)	41	71	39	105

Western Division

Seattle	32	18	(1)	14	(5)	72	48	60	166
San Diego	32	19	(3)	13	(2)	71	54	54	162
Vancouver	32	20	(3)	12	(2)	58	48	46	160
Portland	32	14	(2)	18	(1)	49	44	42	122
San Jose	32	13	(1)	19	(0)	47	62	38	114
Edmonton	32	11	(3)	21	(0)	38	65	33	93

GP—Games Played GF—Goals For GA—Goals Against
 SW—Shootouts Won W—Won BP—Bonus Points
 SL—Shootouts Lost L—Lost TP—Total Points

Total Points: Win—6 Pts., Shootout Win—4 Pts., Loss—0 Pts.

Bonus Points: One point is awarded for each goal scored up to a maximum of three per team per game. No bonus points are given for goals scored in overtime or in the Shootout.

1983 NASL Standing Points System

Each winning team will be awarded six points for a win in regulation and overtime toward its NASL season standings. A team winning in the Shootout will receive four points. No points will be given for a loss. Winners and losers will receive one point in the standings for each goal scored during regulation 90 minutes, with a maximum of three such bonus points awarded per team per game. No bonus points will be awarded for goals scored in overtime or the Shootout.

Teams winning in regulation or overtime who score three or more goals in regulation time will receive the maximum nine points in the League standings. Losing teams can get no more than three points (for three or more goals) in the standings.

1982 Playoff Results

First Round	Attend.
August 25 at New York—New York 5, Tulsa 0	(23,917)
August 28 at Tulsa—Tulsa 1, New York 0	(15,876)
September 1 at New York—New York 1, Tulsa 0	(24,209)
August 25 at Seattle—Seattle 4, Toronto 2	(13,005)
August 27 at Toronto—Toronto 2, Seattle 1	(5,099)
September 1 at Seattle—Seattle 4, Toronto 2	(17,332)
August 25 at Montreal—Montreal 3, Ft. Lauderdale 2 (OT)	(15,232)
August 29 at Ft. Lauderdale—Ft. Lauderdale 1, Montreal 0 (OT)	(10,696)
September 1 at Ft. Lauderdale—Ft. Lauderdale 4, Montreal 1	(11,897)
August 25 at San Diego—San Diego 5, Vancouver 1	(7,267)
August 29 at Vancouver—Vancouver 1, San Diego 0	(18,253)
September 2 at San Diego—San Diego 2, Vancouver 1	(8,857)

Semifinals

September 5 at New York—New York 2, San Diego 1	(34,653)
September 8 at San Diego—San Diego 1, New York 2 (OT)	(13,074)
September 4 at Seattle—Seattle 0, Ft. Lauderdale 2	(17,338)
September 8 at Ft. Lauderdale—Ft. Lauderdale 3, Seattle 4 (OT)	(15,196)
September 10 at Seattle—Seattle 1, Ft. Lauderdale 0	(28,986)

Soccer Bowl-82

September 18 at San Diego—Jack Murphy Stadium New York 1, Seattle 0	(22,634)
--	----------

Formula for Breaking Standings Ties for Playoff Positions

An eight-step procedure is in use to determine the order of finish in regular season play if there are any ties that exist in the point totals. The order of finish within a division is determined as follows:

- a. Greatest number of points determined by the NASL point system
 - b. Greatest number of points accrued by results only (i.e., no bonus points)
 - c. The greater goal difference (goals for minus goals against)
 - d. The most outright wins (i.e., no overtime, no shootout wins)
 - e. The greater number of goals scored
 - f. Procedures a through c applied to road games only
 - g. Procedures a through c applied to home games only
 - h. Coin toss
-

NASL Tiebreaker Procedure/ The Shootout

NASL games which are tied at the end of regulation play will be extended by 15 minutes of "sudden death" overtime (two 7½-minute periods). A flip of the coin will decide which team will kick off. The first team to score a goal wins the game.

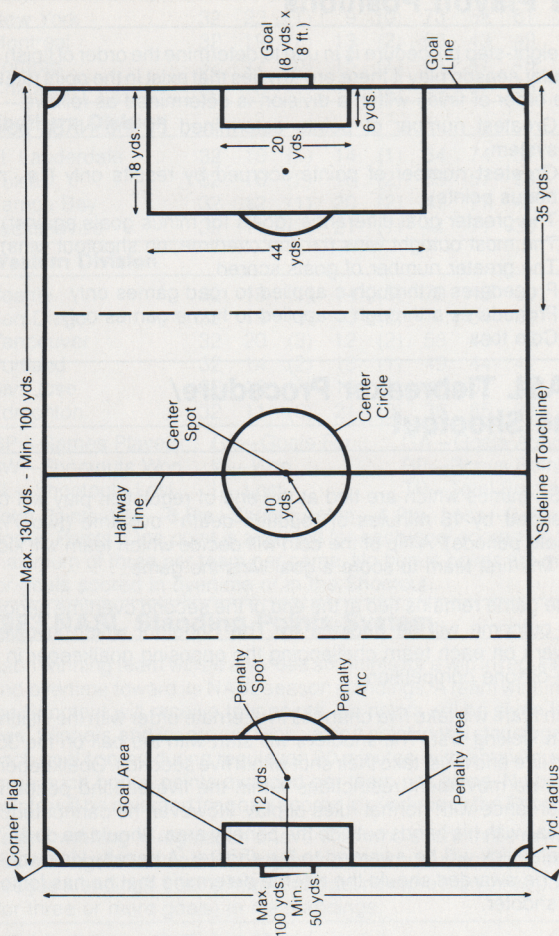
If the game remains tied at the end of the second overtime period, the outcome will be decided by The Shootout which involves players on each team challenging the opposing goalkeeper in a one-on-one competition.

Each team will take five chances in alternate order with the visiting team kicking first. The shooters will start with the ball on the 35-yard line and must take their shot within five seconds. Goalkeepers have no movement restrictions within the five-second period in accordance with normal rules of play. However, he cannot touch the ball with his hands outside the penalty area. Should he do so, a penalty kick will be awarded to the shooter. A penalty kick would also be awarded should the referee determine that he has fouled the shooter.

The team with the most goals at the end of the five kicks or the team that has achieved an insurmountable advantage, such as scoring on its first three kicks while their opponents miss their first three will be declared the winner.

If the teams remain tied after the prescribed five attempts, they shall continue to take alternate kicks until one has scored more than the other after an equal number of attempts. Only players in the game at the end of the overtime period shall be eligible to take such kicks. Goalkeepers shall not take such kicks. No player may take a second kick until all other eligible members of his team have done so. For the second and any other subsequent rounds, the teams may revise the order of shooters.

Condensed Rules of Soccer



Rule 1 — The Field of Play. (Diagram above).

Rule 2 — The Ball (NASL approved ball—Wilson) circumference 27"-28", weight 14 oz.-16 oz.

Rule 3 — Number of Players. Each team consists of 11 players, one of whom must be the goalkeeper. A maximum of two substitutes may be used.

Rule 4 — Player Equipment. Consists of a shirt, shorts, stockings and shoes. Goalkeeper must wear colors which distinguish him from the other players.

Rule 5 — Referees. One referee is appointed for each match. He is responsible for control of the game and his decisions are final.

Rule 6 — Linesmen. Two linesmen assist the referee by indicating offside, when the ball is out of play, which team is entitled to take a throw-in, and when the ball has passed over the goal line, whether it should be put back in play with a goal kick or a corner kick.

Rule 7 — Duration of the Game. Two equal periods of 45 minutes unless otherwise agreed upon.

Note: See NASL Tiebreaker Procedure.

Rule 8 — The Start of Play. The team that wins the coin-flip can either take the kick-off, or choose which end of the field it wishes to defend. Each team must stay in its own half of the field and the defending players must be at least 10 yards from the ball until it is kicked forward and has rolled its full circumference.

After a goal the team scored upon will kick off. After halftime the teams change ends and the kickoff will be taken by the opposite team to that which started the game. A goal cannot be scored directly from a kickoff.

Rule 9 — Ball In and Out of Play. The ball is out of play when (a) it has wholly crossed the goal line or touchline, whether on the ground or in the air, or (b) when the game has been stopped by the referee.

Rule 10 — Method of Scoring. A goal is scored when the whole of the ball has passed over the goal line, between the goal posts and under the cross bar.

Rule 11 — Offside. A player is in an offside position if he is nearer to his opponents' goal line than the ball, unless:

- a) he is in his own half of the field of play, or
- b) there are at least two of his opponents nearer their own goal line than he is.

A player is only penalized for being in an offside position, if, at the moment the ball touches, or is played by, one of his team, he is, in the opinion of the referee:

- a) interfering with play or with an opponent, or
- b) seeking to gain an advantage by being in that position.

A player is not declared offside by the referee:

- a) merely because of his being in an offside position, or
- b) if he receives the ball, direct, from a goal-kick, a corner kick, a throw-in, or when it has been dropped by the referee.

If a player is declared offside, the referee awards an indirect free kick, which is taken by a player of the opposing team from the place where the infringement occurred, unless the offense is committed by a player in his opponents' goal area, in which case, the free-kick is taken from a point anywhere within that half of the goal area in which the offense occurred.

Rule 12 — Fouls and Misconduct. A player who intentionally attempts to, or actually: (a) kicks, (b) trips, (c) jumps at, (d) charges violently, (e) charges from behind, (f) strikes or spits at, (g) holds or (h) pushes an opponent, or (i) intentionally handles the ball is penalized by a direct free kick. Any one of these nine offenses committed in the penalty area by a defender results in the awarding of a penalty kick to the offensive team.

A player committing less flagrant violations such as offside, dangerous play, obstruction or unsportsmanlike conduct is penalized by an indirect free kick.

Rule 13 — Free Kicks. Are classified into two categories: "Direct" (from which a goal can be scored directly against the offending side) and "Indirect" (from which a goal cannot be scored unless the ball has been touched by a player other than the kicker before entering the goal).

For all free kicks the offending team must be at least 10 yards from the ball until it is kicked.

Rule 14 — Penalty Kick. A direct free kick taken from the penalty spot. All players except the player taking the kick and the goalkeeper must stay outside the penalty area and at least 10 yards from the ball (hence the arc at edge of penalty area).

Rule 15 — Throw-in. When the ball has wholly crossed the touchline it is put back into play by a throw-in from the spot where it went out and by a player from the opposite team that last touched it. A goal cannot be scored directly from a throw-in.

Rule 16 — Goal Kick. When the ball has wholly crossed the goal line after being last touched by a player from the attacking team, it is put back into play by a kick from the goal area by the defending team.

Rule 17 — Corner Kick. When the ball has wholly crossed the goal line after being last touched by a player from the defending team, it is put back into play by the attacking team with a kick from the nearest corner arc.

1983 North American Soccer League Schedule

Day	Date	Opponents	Time*
Friday	April 22	Tulsa at Tampa Bay	8:00 PM
Saturday	April 23	Team America at Seattle	7:30 PM
Sunday	April 24	Tampa Bay at Montreal	2:00 PM
		New York at Toronto	3:00 PM
		Ft. Lauderdale at Vancouver	5:30 PM
Saturday	April 30	Seattle at Ft. Lauderdale	8:00 PM
		Tampa Bay at Tulsa	7:30 PM
Sunday	May 1	Montreal at New York	2:30 PM
		Toronto at Vancouver	5:30 PM
Wednesday	May 4	New York at Ft. Lauderdale	8:00 PM
Saturday	May 7	Montreal at Tampa Bay	8:00 PM
		Vancouver at Seattle	7:30 PM
Sunday	May 8	Ft. Lauderdale at New York	2:30 PM
		Tulsa at Team America	5:00 PM
Wednesday	May 11	Tulsa at Montreal	8:00 PM
		Tampa Bay at Toronto	8:00 PM
		Vancouver at Ft. Lauderdale	8:00 PM
		New York at Seattle	7:30 PM
Saturday	May 14	Vancouver at Tampa Bay	8:00 PM
		Toronto at Seattle	7:30 PM
Sunday	May 15	Tulsa at New York	2:30 PM
		Team America at Montreal	2:00 PM
Wednesday	May 18	Chicago at Toronto	8:00 PM
		Seattle at Team America	8:00 PM
		Tampa Bay at San Diego	7:30 PM
Friday	May 20	Toronto at Tampa Bay	8:00 PM
Saturday	May 21	Montreal at Ft. Lauderdale	8:00 PM
		New York at Tulsa	7:30 PM
		Team America at San Diego	7:30 PM
Sunday	May 22	Seattle at Chicago	1:30 PM
		Vancouver at Golden Bay	2:30 PM
Wednesday	May 25	Toronto at San Diego	7:30 PM
		Golden Bay at New York	9:00 PM
		Montreal at Tulsa	7:30 PM
Friday	May 27	Golden Bay at Team America	8:00 PM
		Chicago at Vancouver	7:30 PM
		San Diego at Seattle	7:30 PM
Sunday	May 29	Toronto at Chicago	1:30 PM
Monday	May 30	Tulsa at Golden Bay	2:30 PM
Wednesday	June 1	San Diego at Montreal	8:00 PM
		Ft. Lauderdale at Chicago	7:30 PM
		Team America at Tampa Bay	8:00 PM
		Tulsa at Vancouver	7:30 PM
Saturday	June 4	Tampa Bay at Ft. Lauderdale	8:00 PM
		Team America at Tulsa	7:30 PM
		Montreal at Golden Bay	8:00 PM
Sunday	June 5	Vancouver at Toronto	3:00 PM
Wednesday	June 8	Montreal at Toronto	8:00 PM
		Vancouver at Chicago	7:30 PM
		Ft. Lauderdale at Tulsa	7:30 PM
		New York at San Diego	7:30 PM
Thursday	June 9	Tampa Bay at Team America	8:00 PM
Saturday	June 11	Vancouver at Montreal	8:00 PM
		Seattle at Tampa Bay	8:00 PM
		New York at Golden Bay	8:00 PM
Sunday	June 12	Chicago at Toronto	3:00 PM
		Ft. Lauderdale at Team America	2:30 PM
		Tulsa at San Diego	7:30 PM
Wednesday	June 15	Montreal at Chicago	7:30 PM
		San Diego at Tampa Bay	8:00 PM
		Golden Bay at Seattle	7:30 PM

1983 North American Soccer League Schedule

Day	Date	Opponents	Time*
Friday	June 17	New York at Team America	8:00 PM
Saturday	June 18	San Diego at Ft. Lauderdale	8:00 PM
		Chicago at Tulsa	7:30 PM
		Montreal at Seattle	7:30 PM
		Tampa Bay at Golden Bay	8:00 PM
Sunday	June 19	Toronto at New York	2:30 PM
Monday	June 20	Seattle at Vancouver	7:30 PM
Wednesday	June 22	Chicago at New York	9:00 PM
		Team America at Golden Bay	8:00 PM
		Vancouver at San Diego	7:30 PM
Thursday	June 23	Ft. Lauderdale at Toronto	8:00 PM
Saturday	June 25	New York at Montreal	12:30 PM
		Team America at Chicago	7:30 PM
		Tulsa at Ft. Lauderdale	8:00 PM
		Seattle at San Diego	7:30 PM
Sunday	June 26	Golden Bay at Toronto	3:00 PM
		Tampa Bay at Vancouver	6:30 PM
Wednesday	June 29	Vancouver at New York	9:00 PM
		Golden Bay at Ft. Lauderdale	8:00 PM
		San Diego at Tulsa	7:30 PM
Thursday	June 30	Toronto at Montreal	8:00 PM
Friday	July 1	New York at Chicago	7:30 PM
		Tampa Bay at Seattle	7:30 PM
Sunday	July 3	Seattle at Tulsa	7:30 PM
		San Diego at Vancouver	6:30 PM
Monday	July 4	Toronto at Ft. Lauderdale	7:00 PM
		Golden Bay at Tampa Bay	7:00 PM
Tuesday	July 5	Chicago at San Diego	7:30 PM
Wednesday	July 6	Team America at New York	9:00 PM
		Tulsa at Toronto	8:00 PM
		Seattle at Golden Bay	8:00 PM
Thursday	July 7	Montreal at Vancouver	7:30 PM
Friday	July 8	Toronto at Team America	8:00 PM
Saturday	July 9	Tulsa at Chicago	7:30 PM
		Ft. Lauderdale at Tampa Bay	8:00 PM
		San Diego at Golden Bay	8:00 PM
		New York at Vancouver	6:30 PM
Tuesday	July 12	Ft. Lauderdale at Montreal	8:00 PM
Wednesday	July 13	Vancouver at Toronto	8:00 PM
		Team America at Tampa Bay	8:00 PM
		Chicago at Tulsa	7:30 PM
		Golden Bay at Seattle	7:30 PM
Saturday	July 16	Tampa Bay at Chicago	7:30 PM
		Team America at Ft. Lauderdale	8:00 PM
		Tulsa at New York	7:00 PM
Sunday	July 17	Seattle at Montreal	2:00 PM
		San Diego at Toronto	3:00 PM
		Golden Bay at Vancouver	6:30 PM
		Seattle at New York	9:00 PM
Wednesday	July 20	San Diego at Team America	8:00 PM
		Chicago at Ft. Lauderdale	8:00 PM
		Montreal at Vancouver	7:30 PM
		Tampa Bay at Golden Bay	8:00 PM
Saturday	July 23	Golden Bay at Chicago	7:30 PM
		New York at Tampa Bay	8:00 PM
		Ft. Lauderdale at Tulsa	7:30 PM
		Montreal at San Diego	7:30 PM
Sunday	July 24	Seattle at Toronto	3:00 PM
		Vancouver at Team America	2:30 PM
Wednesday	July 27	Golden Bay at Montreal	8:00 PM
		Team America at Vancouver	7:30 PM

1983 North American Soccer League Schedule

Day	Date	Opponents	Time*
		Tulsa at Seattle	7:30 PM
		Ft. Lauderdale at San Diego	7:30 PM
Saturday	July 30	New York at Chicago	7:30 PM
		Golden Bay at Ft. Lauderdale	8:00 PM
		San Diego at Tampa Bay	8:00 PM
		Vancouver at Tulsa	7:30 PM
		Toronto at Seattle	7:30 PM
Sunday	July 31	Montreal at Team America	2:30 PM
Tuesday	August 2	Chicago at Montreal	8:00 PM
Wednesday	August 3	San Diego at New York	9:00 PM
		Toronto at Golden Bay	8:00 PM
Friday	August 5	Team America at Ft. Lauderdale	8:00 PM
		Chicago at Tampa Bay	8:00 PM
Saturday	August 6	New York at Montreal	2:00 PM
		Golden Bay at Tulsa	7:30 PM
Sunday	August 7	San Diego at Chicago	1:30 PM
		Tampa Bay at Team America	2:30 PM
Wednesday	August 10	New York at Team America	8:00 PM
		Chicago at Seattle	7:30 PM
		Golden Bay at San Diego	7:30 PM
Saturday	August 13	Toronto at Tulsa	7:30 PM
		Vancouver at Seattle	7:30 PM
		Chicago at Golden Bay	8:00 PM
Sunday	August 14	Montreal at New York	7:00 PM
		Ft. Lauderdale at San Diego	7:30 PM
Tuesday	August 16	New York at Toronto	8:00 PM
Wednesday	August 17	Seattle at Montreal	8:00 PM
		Tampa Bay at Tulsa	7:30 PM
		Ft. Lauderdale at Golden Bay	8:00 PM
Thursday	August 18	San Diego at Vancouver	7:30 PM
Friday	August 19	Team America at Chicago	7:30 PM
Saturday	August 20	Ft. Lauderdale at Seattle	7:30 PM
		San Diego at Golden Bay	8:00 PM
Sunday	August 21	Chicago at New York	7:00 PM
		Montreal at Toronto	3:00 PM
		Tulsa at Team America	2:30 PM
Wednesday	August 24	Toronto at Montreal	8:00 PM
		Chicago at Team America	8:00 PM
		Ft. Lauderdale at Tampa Bay	8:00 PM
		Golden Bay at Vancouver	7:30 PM
		San Diego at Seattle	7:30 PM
Saturday	August 27	Tulsa at Ft. Lauderdale	8:00 PM
		Golden Bay at San Diego	7:30 PM
Sunday	August 28	Tampa Bay at New York	7:00 PM
		Team America at Toronto	3:00 PM
		Montreal at Chicago	1:30 PM
		Seattle at Vancouver	6:30 PM
Wednesday	August 31	Toronto at Chicago	7:30 PM
		Tampa Bay at Ft. Lauderdale	8:00 PM
		Team America at Tulsa	7:30 PM
		Vancouver at Golden Bay	8:00 PM
		Seattle at San Diego	7:30 PM
Friday	Sept. 2	Toronto at New York	8:00 PM
Saturday	Sept. 3	Chicago at Montreal	8:00 PM
		Tulsa at Tampa Bay	8:00 PM
		Seattle at Golden Bay	8:00 PM
		Vancouver at San Diego	7:30 PM
Sunday	Sept. 4	Ft. Lauderdale at Team America	2:30 PM

* all times local

Travel Information

MAJOR AIRLINES

Air Canada	312/527-3900	Delta	312/346-5300
American	312/372-8000	Eastern	312/467-2900
Continental	312/686-6500	United	312/569-3000

TAXI SERVICE

Dial: 312/TAXICAB (312/829-4222)

CAR RENTAL

Avis	800/331-1212	Hertz	800/654-3131
Budget	800/527-0700	National	800/328-4567

RESTAURANTS

Arnie's	312/266-4800	Miller's Pub	312/922-7446
Eli's	312-624-1393	Morton's	312/266-4820
La Strada	312/565-2200	Nancy's Pizza	312/266-8222
Lawry's	312/787-5000	Snuggery	312/337-4349

STING ROAD HOTELS

Seattle Marriott
3201 S. 176th Street
Seattle, WA 98188
206/241-2000

Meadowlands Hilton
Two Harmon Plaza
Secaucus, NJ
201/348-6900

Harbour Caslte Hilton
1 Harbour Square
Toronto, Ontario
Canada M5J 1A6
416/869-1600

Williams Plaza Hotel
Williams Center
Tulsa, OK 74103
918/582-9000

Bahia Mar Hotel
Ft. Lauderdale, FL 33316
305/764-2233

Bay Harbour Inn
7700 Courtney Campbell
Causeway
Tampa, FL 33607
813/885-2541

Holiday Inn Broadway
711 W. Broadway
Vancouver, B.C.
Canada V5Z 3Y2
604/879-0511

LeBaron Hotel
1350 North 1st Street
San Jose, CA 95112
408/288-9200

Hyatt Regency Montreal
777 Rue Universite
Montreal, Quebec
Canada H3C 3Z7
514/879-1370

Sheraton Harbor Island
1380 Harbor Island Drive
San Diego, CA 92101
619/291-2900

Arlington Hyatt-Key Bridge
1350 Wilson Blvd.
Arlington, VA 22209
703/841-9595

MEDIA INFORMATION

Media Credentials — All members of the media requesting credentials should contact Connie Kowal, Sting Director of Public Relations, at least 48 hours prior to the game you wish to cover. Failure to comply will result in not receiving credentials for that game. Please designate press box or photographer pass. Call the Sting PR Department at (312) 558-5424 or (312) 558-5443 to request your credentials. Thank you for your cooperation.

Soldier Field — is located in Chicago on Lake Shore Drive. Coming from O'Hare Airport (or north or north-west suburbs), take the Kennedy Expressway south to downtown Chicago and go east on Chicago Loop Exit; go east to Lake Shore Drive and go south. Coming from the west, take the Eisenhower Expressway to Lake Shore Drive and go south. From the south, take I-55 to Lake Shore Drive and go north. Press Box phone #'s: (312) 427-6727 or 427-6728.

Media Entrance — the Soldier Field Press Gate is located at Gate 17 (west side).

Will Call Window — the Soldier Field Will Call Ticket Window is located at Gate 1 (south end).

Sting Practices — Sting practice sessions are held at Meadowhill Park in Northbrook, just off Waukegan Rd., one mile north of Willow Road. For further information on the practice times and directions contact Connie Kowal at the Sting PR Department.

1983 STING TICKET INFORMATION

VIP BOX SEAT	\$8.00
GENERAL ADMISSION SEAT	\$6.00 (adult), \$5.00 (youth)
VIP BONUS BOOK	\$80.00 12 coupons good for any game

GROUP RATES AVAILABLE BY CALLING STING TICKET OFFICE AT (312) 558-KICK.

STING TICKET OUTLETS:

Sting Offices, 333 N. Michigan Ave., Suite 1525, Chicago, IL 60601 (312) 558-KICK

The 333 Tobacco Shop, located at 333 N. Michigan Ave. Chicago.

All Ticketron Locations throughout Chicagoland.

1983 CHICAGO STING OUTDOOR SCHEDULE

M
A
Y

Sunday	Monday	Tuesday	Wednesday	Thursday	Friday	Saturday
1	2	3	4	5	6	7
8	9	10	11	12	13	14
15	16	17	18 7:00 Toronto	19	20	21
22 1:30 Seattle	23	24	25	26	27 9:30 Vancouver	28
29 1:30 Toronto	30	31				

J
U
N
E

			1 7:30 Ft. Lauderdale	2	3	4
5	6	7	8 7:30 Vancouver	9	10	11
12 2:00 Toronto	13	14	15 7:30 Montreal	16	17	18 7:30 Tulsa
19	20	21	22 8:00 New York	23	24	25 7:30 Team Amer.
26	27	28	29	30		

J
U
L
Y

					1 7:30 New York	2
3	4	5 9:30 San Diego	6	7	8	9 7:30 Tulsa
10	11	12	13 7:30 Tulsa	14	15	16 7:30 Tampa Bay
17	18	19	20 7:00 Ft. Lauderdale	21	22	23 7:30 Golden Bay
24	25	26	27	28	29	30 7:30 New York
31						

A
U
G
U
S
T
S
E
P
T
E
M
B
E
R

	1	2 7:00 Montreal	3	4	5 7:00 Tampa Bay	6
7 1:30 San Diego	8	9	10 9:30 Seattle	11	12	13 10:00 Golden Bay
14	15	16	17	18	19 7:30 Team Amer.	20
21 6:00 New York	22	23	24 7:00 Team Amer.	25	26	27
28 1:30 Montreal	29	30	31 7:30 Toronto			
				1	2	3 11:30a Montreal
4	5	6 N	7 A	8 S	9 L	10
11 P	12 L	13 A	14 Y	15 O	16 F	17 F
18	19 D	20 A	21 T	22 E	23 S	24
25	26	27	28	29	30	



HOME



ROAD ALL TIMES—CHICAGO TIME (P.M.)

